



Tiger

Product Catalogue

Tiger hoisting, clamping, winching, and height safety ranges

V2 | 2020 | tigerlifting.com


The home of ultimate quality, durable and safe products

Tiger Lifting manufacture and provide the full range of Tiger hoisting and winching products globally, including the Tiger Subsea Lifting range and our range of high quality height safety hardware products.

We have many close partnerships with successful distributors across the world and as a global innovator and provider we work constantly with customers and key suppliers to continually develop our products and product range.

We aim to set the highest standards in manufacturing, service, product reliability and safety and to provide industry leading value to our customers and supply chain partners.

Our hoisting range includes pneumatic air hoists, chain blocks and lever hoists, trolleys and combination units. We offer a wide range of winches for a variety of applications. Our expanding clamp range includes a variety of beam clamps, plate clamps and lifting clamps. Our height safety hardware includes beam anchors, fall arrest blocks and karabiners. We also offer spark proof, corrosion resistant and bespoke OEM products for special applications.




Global track record and enviable reputation

We have manufactured the Tiger brand of manual lifting products for over 50 years and have a proven track record and an enviable reputation for supplying high quality, safe, stable products into a varied cross-section of demanding industries throughout the world.

We employ over 100 people across our distribution centre located in Europe and our manufacturing plant based in Taiwan.

Our range includes unique, patented designs and our products meet or exceed all relevant international standards, serving all spheres of global industry.

As the manufacturer of our hoisting and winching products, we hold complete technical files to provide full back-up and reassurance on our products' performance and to ensure that advice for our equipment is readily available. We have a wealth of technical expertise to give our customers full product support.




A brand to rely on

Robust and reliable are phrases synonymous with Tiger Products. They must be, and are, of the highest quality in order to meet the lifting requirements specified by our customers and to operate effectively in the extremely harsh environmental conditions our clients often place them in.

Innovation and client centric focus

Here at Tiger we take great pride in our innovative and client driven engineering background. With over 50 years of professional manufacturing experience, Tiger's commitment to innovation and customer satisfaction mean we will continue to develop our products - and ultimately solutions - for what can be complex scenarios, by communicating and working closely with our customers.

There are many examples of our innovation, improvements and response to client requirements. For example we have a patented pawl design in our professional and specialist ranges of manual lifting equipment which ensure the brake is still fully functional and the load is sustained without damage to the mechanism, even in the event of a pawl spring failure. Our patented "EZ Check" hook feature allows operators and inspection engineers to easily check to see if the hoist has been previously overloaded or shock loaded by simply measuring between the triangle of pop marks forged on the hook.



Bespoke project work

We have the facilities, capacity and motivation to not only customise items from our own product collection, but to also create something completely different working to a client's own brief. We often provide bespoke products for special applications, and are committed to meeting the unique needs and expectations of our customers. Recent examples are 20t ROV chain blocks complete with ROV hooks and a 30t ultra low head room combination trolley and chain block with load cell shackle to meet specific project dimensions.

3D product drawings

We can provide 3D drawings of our products for project planning.



Expanding range

We continually increase our range to include products our customers ask for. All products we include are of the highest quality. We aim to offer the best possible selection, service, quality and value without compromising our brand and values.

Spares

Our products are exceptionally engineered, resilient and hard wearing and our clients' ability to service and maintain them is a crucial part of their getting best life-time value from them.

As the original manufacturer we only supply original Tiger replacement parts - all designed to our high engineering standards securing optimum performance and lifespan efficiencies.

Our full range of spares is available from stock so we can remain responsive to your requirements.

Robust and reliable products, constant innovation and patented designs ensure Tiger meets your lifting requirements. We are perfectly positioned to provide best-in-class products to our global customer base.

Our innovation, your safety.

Certification and third party verification

We have a range of certification covering our products and operations.

Customer third party verification and audits

We often accommodate independent verification of our products and test facilities to meet various global and regional requirements and welcome customer audits of our operations. We have worked with many of the International Association of Classification Societies (IACS) such as Lloyd's Register, DNV GL, Bureau Veritas (BV) and American Bureau of Shipping (ABS), verifying compliance of our products with published standards.

Multi-immersion testing

After successfully completing a series of independent third party verification and testing programmes to established international standards, including 3rd party multi-immersion tests at ORE Catapult in the UK, we are very pleased to be able to state that the SS19 and SS20 range of hoists are fit for use in multi-immersion applications.

The above statement is effective providing the timescales, pre-use testing, maintenance and service requirements as detailed in Tiger document Multi-immersion Instruction Document 201603 are strictly adhered to.



Spark Resistant Products

Our spark resistant products are third party verified to the European Union Directive 2014/34/EU, the Machinery Directive 2006/42/EC and IECEx and have Atex marking: Ex II 2 GD c IIC T4 IIIC T1 35°C. Suitable for gas and dust hazardous areas: Zone 1 & 2 (gas) and Zone 21 & 22 (dust).



Tiger chain blocks & lever hoists achieve DNV GL third party verification

Tiger chain blocks and lever hoists (with overload limiters) have been verification tested according to NORSOK R-002. Testing was carried out by DNV GL AS at the company's corrosion and materials technology laboratory in Bergen, Norway. NORSOK R-002 is one of the most prescriptive standards for lifting appliances and lifting accessories, going further than most standards to ensure complete safety in the oil and gas industry. It targets key known failure modes that can be apparent in mass produced branded products.

The scope included:

- Overload protection load tests to maximum permissible load
- Independent testing of the two independent brake mechanisms
- Various load and functional tests
- Tests of chain end connection to minimum chain breaking load

To meet the requirements for extensive corrosion protection (section 5.24) we were able to provide all the necessary manufacturing documentation to achieve verification against this critical part of the standard.

About DNV GL

Driven by its purpose of safeguarding life, property and the environment, DNV GL enables organisations to advance the safety and sustainability of their business. They provide classification and technical assurance along with software and independent expert advisory services to the maritime, oil and gas, and energy industries. They also provide certification services to customers across a wide range of industries. Operating in more than 100 countries, their 16,000 professionals are dedicated to helping their customers make the world safer, smarter and greener.



HOISTING

Our range of hoisting equipment is renowned as some of the best in the industry and is the equipment of choice for many quality and safety driven organisations. Features such as the Quad Cam pawls, centrifugal torsion brake, "EZ Check" hooks, cross-hauling capabilities and load limiters ensure that your safety is never compromised. We have recently added high quality pneumatic air hoists to our range.



- Air hoists 6
- Chain blocks and lever hoists overview 10
- Adaptable chain blocks and lever hoists 12
- Spark resistant chain blocks and lever hoists 14
- Lever hoists 16
- Multi immersion 21
- Chain blocks 22
- ROV compatible chain block 26
- Combination chain block and trolleys 30
- Trolleys 34
- Wire rope pullers 40
- Webbing puller 42
- Entertainment rigging 43

HOISTING

CLAMPING

Tiger have a range of clamps for different applications, including the BCU universal clamp designed not only for vertical use, but also for side load applications, where conventional clamps are not suitable, the new CPU clamp used for lifting and transporting steel plates and structures from all positions and the new CSS safety screw cam clamp with double eye anchor points and safety torque feature.



- Universal beam clamp BCU 44
- Bulb flat bar anchor clamp BCB 45
- Adjustable angle beam clamp BCA 45
- Fixed jaw heavy duty beam clamp with shackle BCF 46
- Adjustable beam clamp with shackle BCS 48
- Adjustable beam clamp BC 49
- Safety screw cam clamp CSS 50
- Universal plate clamp CPU 51
- Horizontal plate clamp CPH 51
- Screw cam clamp CSC 52
- Drum lifting clamp CDL 52
- Vertical drum clamp CDV 52
- Pipe lifting clamp CPL 52
- Rail clamp CRT 52

CLAMPING

WINCHING

Tiger have a wide range of winches used in many industries throughout the world. They are of superior construction and built to last. The high quality powder coated finish gives maximum corrosion resistance. They are rugged and durable to withstand the harsh conditions they are used in. Tiger are manufacturers of the original brake hand winch.



- Brake hand winch 54
- Ceiling mounted winches 56
- Hand winches 58
- Industrial winch 60
- Fire hose winder 61

WINCHING

HEIGHT SAFETY

Our range of hardware for height safety is proving to be very popular. Manufactured to the same high specifications as our hoisting and winching ranges, it won't let you down.



- Beam anchors 62
- Fall arrest blocks 64
- Tripod 65
- Recovery block 65
- Karabiners and scaffold hooks 65

HEIGHT SAFETY

USEFUL INFORMATION



- Product guidelines 66
- Quality statement 66
- Product support 66
- Product documentation 66
- Returns policy 67
- Copyright 67
- Terms and conditions 67
- Disclaimer 67

USEFUL INFORMATION

Air hoists



Tiger industrial air hoists are designed specifically for industrial and general engineering applications such as automotive plants, foundries, heat treatment plants, zinc refineries and acid battery manufacturing facilities. The hoists operate at air pressures of between 4 and 6 bar. They comply with the requirements of ASME B30.16 and EN14492-2. The manufacturing facility producing the hoists is ISO9001, ISO14001 & OHSAS18001 certified.

- Reliable, fast, efficient, quiet and lightweight
- Greater than 5:1 factor of safety
- Suitable for Fleeting/Oblique pulling

TAHS



- Available in: 250kg, 500kg, 1t & 2t capacities

TAH33



- Available in: 3t, 6t & 10t capacities

TAH52



- Available in: 5t, 10t, 16t & 20t capacities

Also available

Air winches and combination air trolleys and hoists also available – contact us for more information.



Load limiter

Integral differential pressure load limiting valve automatically prevents the operator lifting a load of more than 125 % of the working load limit. Load limiter is 100 % repeatable at all working pressures and does not wear or generate damaging heat.

Emergency stop

Pendant control hoists are supplied with a mains emergency stop valve. This shuts off the main air supply to the hoist when activated.

Precise control

Accurate and precise positioning of loads is standard for both toggle and pendent control models.

Fail safe disc brake

Non-asbestos self-adjusting disc brake is applied automatically when the air supply to the hoist is shut off. The brake is self-adjusting for the life of the brake and can hold more than 125 % of the working load limit.

Fleeting or oblique pulling

This type of application is when the load deviates from the vertical position with a force acting directly between load hook and suspension point.

Integral silencer

The exhaust air silencer is built into the hoist gearbox housing and limits the noise level to below 85dB(A).

Load chain

Grade 8 load chain ensures stringent high-speed duty cycles can be met. The load chain is in accordance with the requirements of EN818-7 Appendix B.

Vane motor

Assisted vane lifting ensures maximum starting torque when starting under load.

Sealed gearbox

The sealed planetary gearbox ensures that the most stringent duty cycles can be met. The gears are heat treated and mounted on high strength, low friction bearings.

Ease of maintenance

The modular design of the hoist allows easy access to internal components such as the motor, gearbox, brake and load limiter. Common parts are used throughout the range.



Aluminium Anodised – supplied as standard



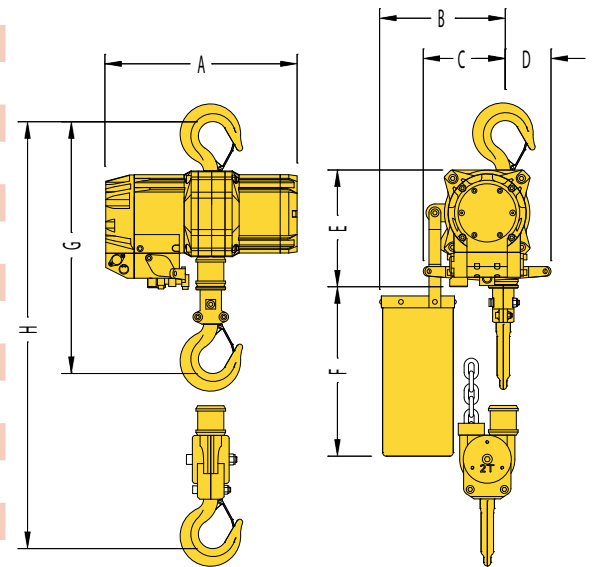
Nickel plated SG Iron option



Optional twist grip pendant control

TAHS Range

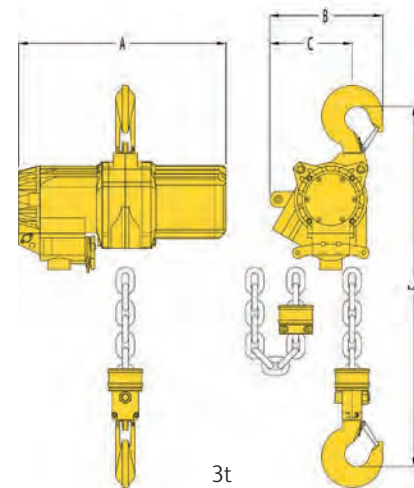
	AH-002	AH-005	AH-010	AH-020
Lifting Capacity (tonne)	0.25	0.5	1.0	2.0
Falls of Chain	1	1	1	2
Chain Size (mm)	7.1 x 21.2	7.1 x 21.2	7.1 x 21.2	7.1 x 21.2
Total Weight (kg)*	25.0	25.0	25.0	32.8
Full Load Lifting Speed (m/min)	22.5	15.0	7.5	3.8
No Load Lifting Speed (m/min)	32.0	29.5	16.0	8.0
Full Load Lowering Speed (m/min)	31.0	36.0	20.4	10.2
No Load Lowering Speed (m/min)	25.0	23.0	13.0	6.5
Air Consumption (m ³ /min)	2.1	2.1	2.1	2.1
Air Connection	G 1/2	G 1/2	G 1/2	G 1/2
Supply Hose (Inside ø) (mm)	16.0	16.0	16.0	16.0
Sound Level (dB(A))	76	76	76	76
Dimensions (mm): A	312	312	312	312
B	216	216	216	216
C	135	135	135	135
D	85	85	85	85
E	196	196	196	196
F (Min)	370	370	370	370
G (Min)	420	420	420	N/A
H (Min)	N/A	N/A	N/A	495



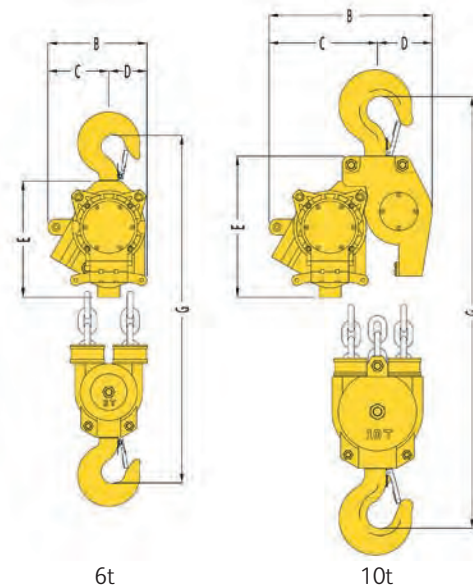
0.25t-2t

TAH33 Range

	AH-030	AH-060	AH-103
Lifting Capacity (tonne)	3.0	6.0	10.0
Falls of Chain	1	2	3
Chain Size (mm)	13 x 36	13 x 36	13 x 36
Total Weight (kg)*	76.5	99.5	139.5
Full Load Lifting Speed (m/min)@ 6 bar	5.3	2.6	1.6
Full Load Lifting Speed (m/min) @ 4 bar	3.8	1.9	1.1
No Load Lifting Speed (m/min) @ 6 bar	7.5	3.7	2.4
Full Load Lowering Speed (m/min) @ 6 bar	8.3	4.1	2.6
No Load Lowering Speed (m/min) @ 6 bar	6.8	3.4	2.2
Air Consumption (m ³ /min) @ 6 bar	4.0	4.0	4.0
Air Consumption (m ³ /min) @ 4 bar	2.6	2.6	2.6
Air Connection:			
Toggle & Pilot Pendant Control	G1	G1	G1
E/Stop Pilot Pendant Control	G 3/4	G 3/4	G3/4
Supply Hose (Inside ø) (mm)	25	25	25
Sound Level (dB (A)):			
Full Load Lifting @ 6 bar	81	81	81
Full Load Lowering @ 6 bar	83	83	83
Dimensions (mm): A	466	466	466
B	254	223	366
C	185	137	243
D	N/A	86	123
E	N/A	259	315
F (Min)	538	N/A	N/A
G (Min)	N/A	630	786



3t

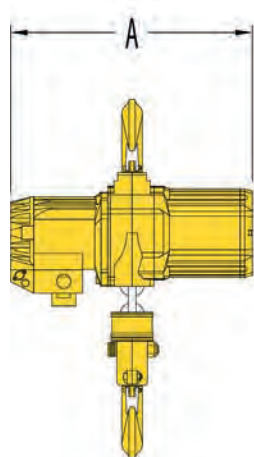
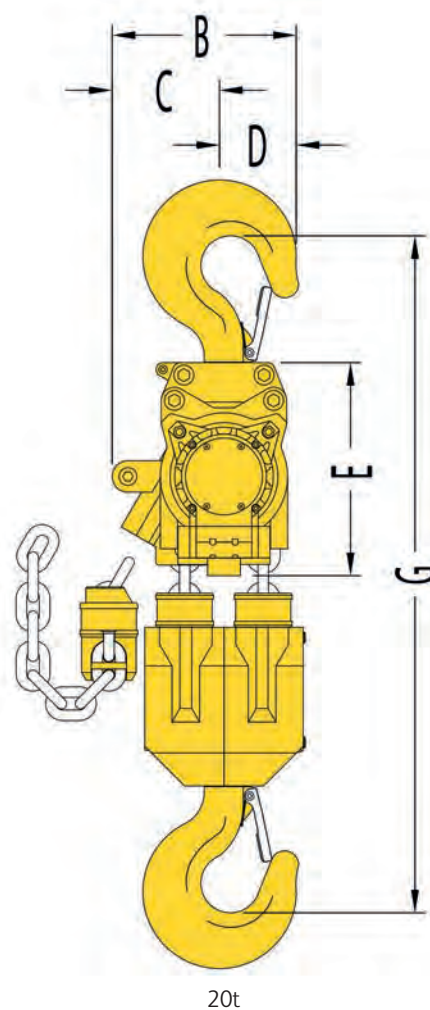


6t


10t

TAH52 Range

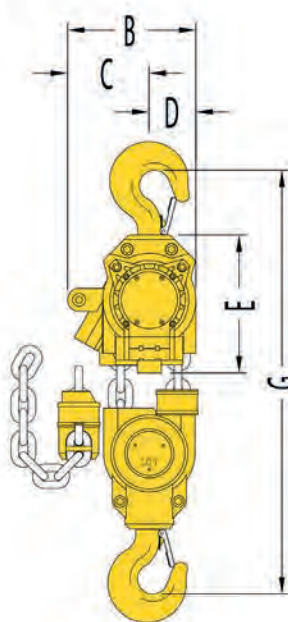
	AH-050	AH-102	AH-160	AH-200
Lifting Capacity (tonne)	5.0	10.0	16.0	20.0
Falls of Chain	1	2	3	4
Chain Size (mm)	16 x 45	16 x 45	16 x 45	16 x 45
Total Weight (kg)*	106	152	245	288
Full Load Lifting Speed (m/min)@ 6 bar	3.0	1.5	0.9	0.7
Full Load Lifting Speed (m/min) @ 4 bar	1.9	0.9	0.6	0.4
No Load Lifting Speed (m/min) @ 6 bar	4.0	2.0	1.1	0.9
Full Load Lowering Speed (m/min) @ 6 bar	4.4	2.2	1.3	1.0
No Load Lowering Speed (m/min) @ 6 bar	3.3	1.7	1.0	0.8
Air Consumption (m ³ /min) @ 6 bar	4.0	4.0	4.0	4.0
Air Consumption (m ³ /min) @ 4 bar	2.6	2.6	2.6	2.6
Air Connection:				
Toggle & Pilot Pendant Control	G1	G1	G1	G1
E/Stop Pilot Pendant Control	G 3/4	G 3/4	G 3/4	G 3/4
Supply Hose (Inside ø) (mm)	25	25	25	25
Sound Level (dB(A)):				
Full Load Lifting @ 6 bar	82	82	82	82
Full Load Lowering @ 6 bar	83	83	83	83
Dimensions (mm): A	503	503	616	616
B	300	270	290	280
C	230	170	180	165
D	N/A	100	110	115
E	N/A	286	325	325
F (Min)	600	N/A	N/A	N/A
G (Min)	N/A	790	905	920



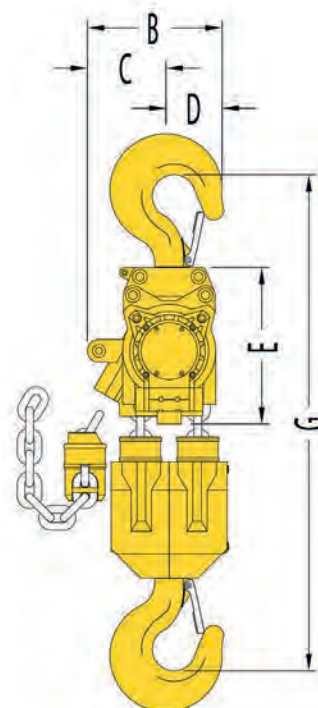
5t



10t

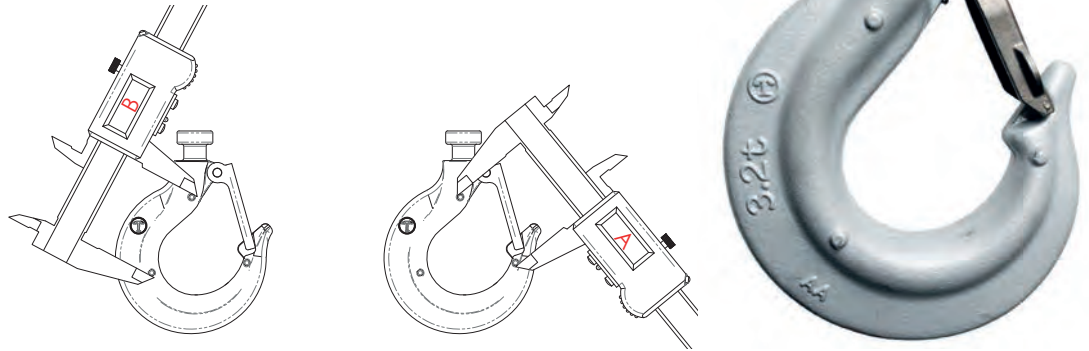


16t



*Weight of the TAH33 model includes 3m lift, 2m toggle control. For longer lifts add 3.8kg per metre of lift for AH-030, 7.6kg for the AH-060 and 11.4kg for the AH-103 per metre of lift. For pendant control add 0.8kg.

Chain blocks and lever hoists overview



Hooks:

Our hooks incorporate our latest patented “EZ Check” feature which allows operators and inspection engineers to easily check to see if the hoist has been previously overloaded or shock loaded by simply measuring between the triangle of pop marks. With this system a quick check that the A and B measurements are the same (as shown in the diagram above) will indicate if the hooks have stretched: If $A \leq B$ the hook is fine; If $A > B$ the hook needs to be replaced.

They are drop forged and heat treated alloy hooks with heavy duty spring latch kits that fully engage into the recessed nose of the hook safeguarding the load when side loading of the latch occurs and offering maximum load security. The swivel hooks are attached to the yoke using high grade nuts & bolts allowing for complete inspection during any statutory inspection or written scheme maintenance. The entire hook fitting has been protected using corrosion protected or stainless steel fixtures and fittings.

Certification:

Each unit comes fully certified with a test certificate or an EC Declaration of Conformity stating compliance with the essential health and safety requirements of the Machinery Directive 2006/42/EC. This document clearly states the proof test at 1.5 times the rated capacity and the light load test of 2% of the rated capacity, which exceeds the requirements of the current applicable standard. Finish: Tiger hoists are finished in our high quality powder coat paint offering excellent corrosion protection.

Load chains:


Tiger only use the highest quality alloy, calibrated load chains in Grade T or VH conforming to EN818-7 and ISO 16872. Our hoists are also available with stainless steel load chain.

Finish:

Tiger hoists are finished in our high quality powder coat paint offering excellent corrosion protection

Phosphor bronze bearings:

The Tin content increases the corrosion resistance and strength of the alloy, the Phosphorus increases the wear resistance and stiffness of the alloy. Needle Bearings have been proven to be unstable and unsuitable for offshore and marine environments.



Multi fall load sheave bearings:

We have incorporated DU® self-lubricating metal polymer bearings into our multi chain fall load sheaves. Their success lies in the unique composite bearing structure comprised of a steel backing for mechanical strength and a porous sintered bronze interlayer impregnated with PTFE and lead for high wear resistance and extremely low friction properties. This makes them ideally suited to hoists used subsea. They provide improved energy efficiency due to low friction of PTFE-enriched overlay and have an extended service life with a strong wear-resistant bronze layer. There is zero maintenance as self-lubricating bearings can operate perfectly dry but have greater reliability with lubricant to avoid potential shaft/bearing seizure under boundary conditions.

Performance:

Tiger chain blocks and lever hoists have undergone a full test program that includes:

Type Testing

- Ultimate strength test, at least 4 times the Working Load Limit (WLL)
- Continuous cyclic testing of over 1500 cycles
- Chain end anchorage test, passing at least 2.5 times the WLL without any restriction of the brake or gears

Test on every hoist

- Proof loading at 1.5 times the rated capacity
- Light load testing at maximum of 2 % rated capacity

Cross hauling/fleeting operations:

Chain blocks and lever hoists fitted with our patent protected Quad Cam brake system have undergone a full and comprehensive testing regime that was drawn up by industry specialists and Tiger's mechanical engineers to provide evidence that these units can be safely used for fleeting and cross-hauling applications up to 45° without de-rating.

Brake efficiency:

Tiger hoists utilise an 8 point multi-start thread pinion shaft which doubles the lead distance compared with typical 4 point threaded shafts, increasing the brake efficiency by 100%. The rotational engagement of the brake works with the direction of the load sheave creating highly efficient braking ratios. With our fine manufacturing tolerances between the pinion shaft thread and critical brake components we have engineered out a known failure mode where contamination to the threads can lead to brake failure or slippage.

**Quad cam brake design:**

Our patented braking system feature has been designed by Tiger to enhance the safety of our lever hoists and chain blocks. This unique design ensures there is always permanent engagement of one of the pawls in the ratchet wheel. The reciprocating action always forces the pawl into the gear even without a pawl spring. This ensures the brake is always fully functional. With a conventional twin pawl brake mechanism (tear drop design) failure can occur if the pawl spring erodes, fractures or a shock load bounces the pawls out of the ratchet gear. Without the spring these systems rely on gravity keeping the pawls engaged and are flawed when the hoist is used at angles away from the vertical. Our quad cam pawl system is fitted to PROCB/SS20 chain blocks and PROLH/SS19 lever hoists.

Overload protection:

If the exact load can't be accurately determined then consider using hoists with slipping clutch overload protection. If the chain block or lever hoist is fitted with a slipping clutch overload mechanism then it is protected from overload. When the load limit is exceeded, the clutch in the chain wheel will slip, allowing the hand wheel to be rotated or handle to be operated whilst not engaging the gear box. This prevents further lifting of the load, though lowering is still possible. Load limiters can be fitted to PROCB/SS20 chain blocks and PROLH/SS19 lever hoists. Tiger chain blocks and lever hoists fitted with overload limiters are DNV GL Verification tested according to NORSOK R-002.



Adaptable chain blocks and lever hoists



360° rotation and 180° pivot for maximum flexibility



- Available for Tiger PROCB/SS20 chain blocks and PROLH/SS19 lever hoists
- All fittings meet the standards of EN1677 grade 100 at 400°C tempering
- Drop forged adaptor for maximum strength certified 4:1 FOS at all angles
- Self-locking (safety) hook, clevis shackle, reeveable egg (master) link or sling hook fitting available
- Overload protection available
- For lifting at angles (cross hauling / fleeting / drifting) with no deration
- Chain Blocks – 500kg – 10t capacity
- Lever Hoists – 800kg – 10t capacity



Additional adaptable fittings for PROCB/SS20 chain blocks and PROLH/SS19 lever hoist. To replace the top hook, bottom hook or both hooks



Clevis Self-locking Hook



Clevis Sling Hook



Clevis Shackle



Clevis Reeveable Egg/Master Link



Spark resistant chain blocks and lever hoists




Ex II 2 GD c IIC T4 IIIC T135°C.

In many areas of industry, plants are operated with potentially explosive atmospheres. Due to the very high risk to personal and other assets, extremely strict guidelines and technical requirements are in place in explosive zones. Tiger Spark Resistant products are manufactured in accordance with ATEX Directive 2014/34/EU and the Machinery Directive 2006/42/EC. Our products are lightweight and durable with a proven track record.

Atex marking: Ex II 2 GD c IIC T4 IIIC T135°C. Suitable for gas and dust hazardous areas: Zone 1 & 2 (gas) and Zone 21 & 22 (dust).

We can supply chain blocks, lever hoists, beam clamps, trolleys and combination block and trolley units.



- Category II – high safety - Certification: Ex II 2 GD c IIC T4 IIIC T135°C
- Manufactured in accordance with ATEX Directive 2014/34/EU and Machinery Directive 2006/42/EC
- Developed for the use in potentially explosive atmospheres (ATEX zones)
- Special coated unit
- Different capacities and heights of lift to suit your specific requirements
- Available with stainless steel load chain
- Available with overload protection

Note: It is the responsibility of the user to identify which explosion proof classification is required, not the hoist manufacturer or supplier.




- Stainless steel hand chain (chain blocks)
- Corrosion protected load chain
- Marine specific friction discs
- Brake chamber protection from outside contamination
- Copper plated suspension and load hooks, load chain guides, grip rings, hand wheels and end anchorage
- Stainless steel fixings and fasteners
- Lever hoist also available using our PROLH unit and standard load chain
- Operating temperature -40°C to +80°C (temperature range of -60°C to +80°C available as an option)



Combined chain blocks and trolleys available



Ex II 2 GD c IIC T4 IIIC T135°C

II	2	GD	c	IIC	T4	IIIC	T135°C	
								
T135°C								Dust Temperature Class: Maximum external surface temperature 135°C
IIIC								Groups of Dust: Protected for group IIIC which includes groups IIIA & IIIB
T4								Gas Temperature Class: Maximum external surface temperature 135°C
IIC								Gas Explosion Group: Protected for group IIC which includes groups IIA & IIB
c								Protection type: Design safety
GD								Ex Atmosphere: Gas and Dust
2								Category: High Safety
II								Equipment Group: surface industries

Lever hoists



All our lever hoists are manufactured from the highest quality materials precisely machined in our own factory, producing strong products with high resistance to impact damage. The hoists are finished in our high quality powder coat paint offering excellent corrosion protection. This all ensures they are ideal hoists for long-term use with less maintenance and servicing costs. The strong impact resistant gearbox housing, complete with close tolerance fit bearings that fully support the pinion shaft and planet gears, maintains smooth revolutions whilst under load. High gear ratios keep physical effort to a minimum; this provides maximum mechanical efficiency.

These units meet and exceed all the requirements within BS EN 13157: 2004+A1:2009, ANSI/ASME B30.21, AS1418.2 and SANS 1636.

Industrial TR7



- Range from 750kg-6.0t
- Drop forged and heat treated alloy hooks
- Safe reliable twin pawl mechanical brake
- High quality alloy calibrated load chain
- Proof tested to 1.5 times rated capacity
- Guaranteed light load protection
- 1.5m height of lift as standard but can be chained to exact requirements
- Optional extra heavy duty chain end stop

Mini Series



- 250kg and 500kg units
- Safe and reliable twin pawl mechanical brake
- Rugged steal body construction
- Lightweight and portable
- 360 degree handle rotation
- Short stroke and low lever pulling effort
- Easy single-hand "freewheeling" operation
- Guaranteed light load protection
- Heat treated alloy steel triple spur gears and pinion shaft
- Operating temperature -40°C to +80°C (temperature range of -60°C to +80°C available as an option)
- Supplied with useful belt bags

Professional PROLH



UK Network Rail
PADS Certification




- Range from 800kg –20.0t
- Patented Quad Cam Pawl System
- DNV GL Verification tested according to NORSOK R-002
- Available with slipping clutch overload protection
- Available with forged clevis adaptor components
- Equipped with our unique torsion brake mechanism
- One piece construction pinion gear
- No requirement for preload tension to activate the ratchet mechanism
- Light load tested and certified at 2 % of the rated capacity
- Adaptable to use both inverted and horizontally
- Individual spares readily available
- Operating temperature -40°C to +80°C (temperature range of -60°C to +80°C available as an option)
- All major parts are heat treated and precisely machined
- Finished in high quality powder coat paint offering excellent corrosion protection
- Can be chained up to meet your exact requirements
- Phosphor bronze bearings
- Adjustable chain end anchorage available as an option
- Also available with stainless steel load chain or spark resistant hooks
- Available with load bearing swivel hooks to meet relevant standards i.e. AS 1418.2




SS19 and PROLH gearboxes contain one-piece pinion gears giving unprecedented strength in the harshest environments.



8 point multi-start thread pinion shaft on all our lever hoists and chain blocks- doubles the lead distance compared with typical 4 point threaded shafts, increasing the brake efficiency by 100%.



User friendly heavy duty end stops on our PROLH (and as an option on our TR7) make it easy for the operator to position the chain while "freewheeling". Most importantly this "end stop" will hold a load of at least 2.5 times the rated capacity when supporting the full load without restraint from other components e.g. brake or gearing.



Tiger Professional and Specialist lever hoists have our unique rotational inertia driven torsion brake system. The unique brake system guarantees a light load protection at 2% of the rated capacity.

Specialist SS19




- Range from 800kg –20.0t
- All the features of the ProLH as well as the following:
- Suitable for use in multi-immersion applications (see p21)
- Meets and exceeds IMCA DO28 Rev 1 guidance notes for offshore lever hoists
- New even harder-wearing paint finish in accordance with ISO12944 C5M
- Marine specific friction discs
- Full face gasket provides brake chamber protection from outside contamination
- Fully corrosion protected body and components to ensure reliable long-term use
- Over 1500 hours protection to ASTM B117 conditions
- Adjustable chain end anchorage specifically designed to the contours of the hoist
- New technology high performance grease



Tiger have incorporated the ultimate safeguarding of a single point failure mode as described in IMCA DO28 Rev. 1 Note 7.2 by installing a specially designed adjustable chain end stop. Tiger have specifically profiled and manufactured this item to fit the contours of the SS hoist. This offers complete assurance to the operator, whilst maintaining the flexibility of "freewheeling" the chain to any required starting position.



The fluted chain stripper is specifically designed to guide the load chain safely onto or off the load sheave. The critical configuration of, and distance between, the chain stripper and the roller guide ensures alignment of the chain so it cannot snag or jam. This allows the safe use of the SS19/PROLH when used in any orientation.



The SS19 has bonded marine friction discs developed and designed for subsea use creating a highly efficient, reliable braking surface for use in the most extreme conditions.



Precisely engineered side plates and components protected by a full gasket give the SS19 brake chamber and contents maximum protection from external contamination. Phosphor bronze bearings are ideally suited to offshore marine environments.

Download our technical sheet for more details:



Mini Series

Product Code	Capacity (tonne)	Effort (kg)	Dimensions (mm)							Load Chain		Standard HOL (m)	Weight @ std HOL (kg)	Weight for extra metre HOL (kg)
			A	B	C	D	E	F1	F2	Diameter (mm)	No. of fails			
LH-0025	0.25	30	60	168	245	85	66	22	31	4.0	1	1.5	2.0	0.3
LH-0050	0.50	30	89	169	280	113	70	24	38	4.0	1	1.5	3.0	0.3

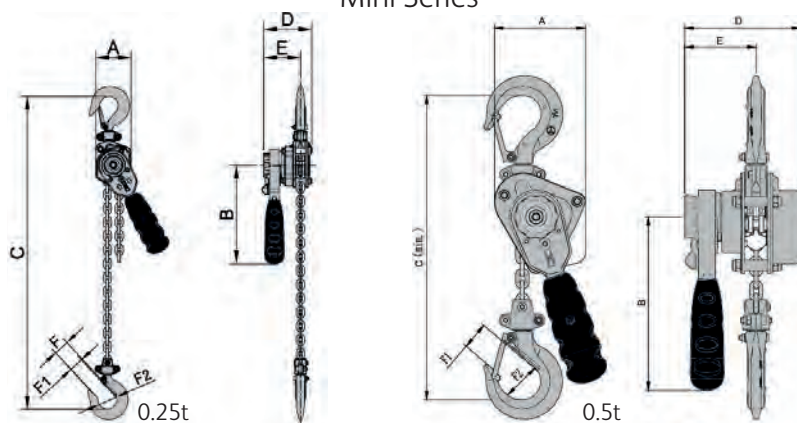
Industrial TR7

Product Code	Capacity (tonne)	Effort (kg)	Dimensions (mm)							Load Chain		Standard HOL (m)	Weight @ std HOL (kg)	Weight for extra metre HOL (kg)
			A	B	C	D	E	F1	F2	Diameter (mm)	No. of fails			
TRL-0075	0.75	23	128	240	275	158	99	24	38	6.3	1	1.5	7.5	0.9
TRL-0150	1.5	26	154	360	320	172	104	34	51	7.1	1	1.5	10.0	1.1
TRL-0300	3.0	38	182	360	400	195	108	36	56	10.0	1	1.5	18.0	2.2
TRL-0600	6.0	40	242	360	570	195	108	49	70	10.0	2	1.5	29.5	4.3

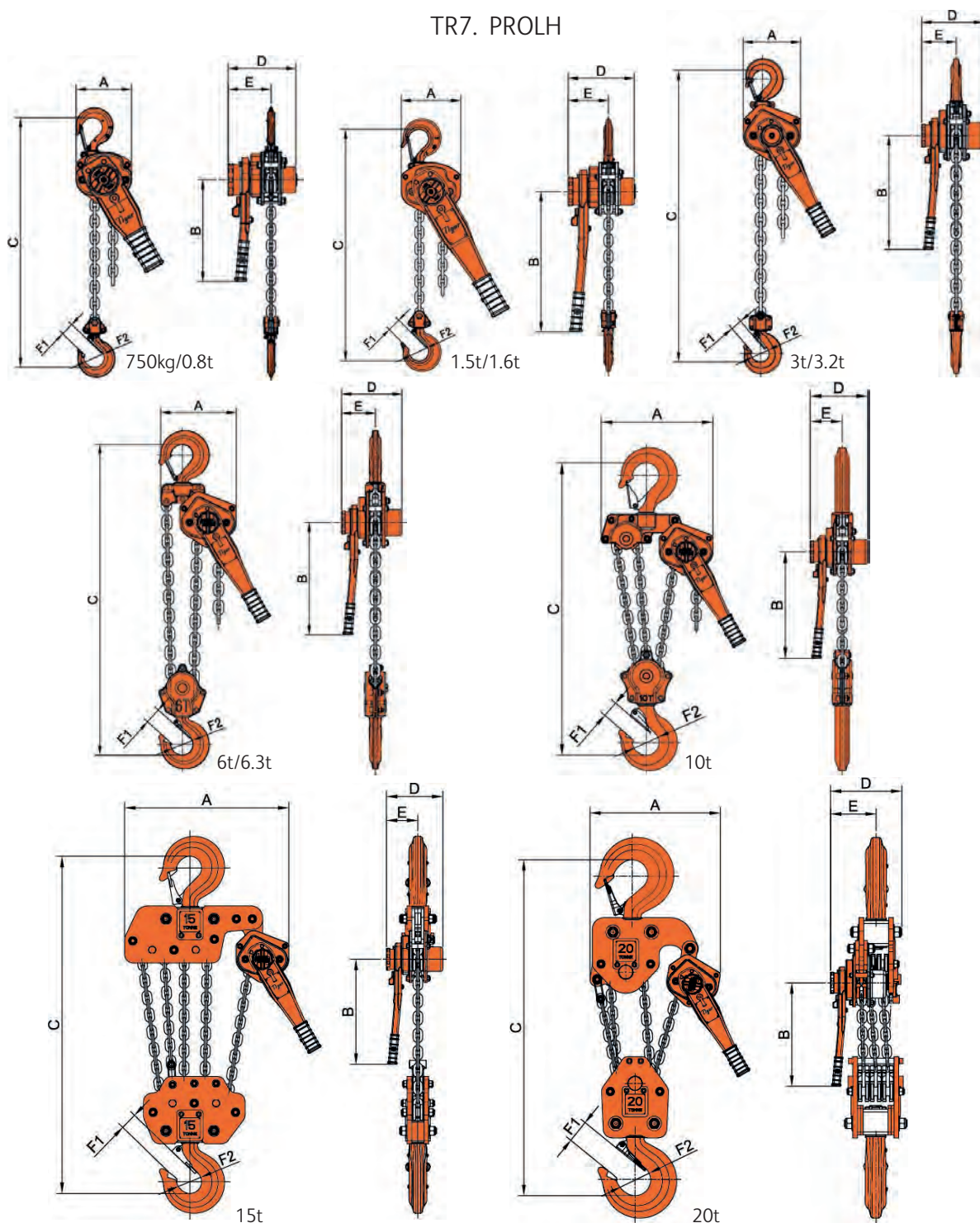
Professional PROLH

Product Code	Capacity (tonne)	Effort (kg)	Dimensions (mm)							Load Chain		Standard HOL (m)	Weight @ std HOL (kg)	Weight for extra metre HOL (kg)
			A	B	C	D	E	F1	F2	Diameter (mm)	No. of fails			
PLH-0080	0.8	23	128	240	295	158	99	28	45	6.3	1	1.5	7.5	0.9
PLH-0160	1.6	26	154	360	320	172	104	34	51	7.1	1	1.5	10.5	1.1
PLH-0320	3.2	38	182	360	400	195	108	36	56	10.0	1	1.5	18.0	2.2
PLH-0630	6.3	40	242	360	570	195	108	49	70	10.0	2	1.5	28.5	4.3
PLH-1000	10.0	47	379	360	630	195	108	54	87	10.0	3	1.5	46.0	6.5
PLH-1500	15.0	44	566	360	840	195	108	59	81	10.0	5	1.5	112.0	10.8
PLH-2000	20.0	49	470	360	1050	250	160	81	110	10.0	6	1.5	156.0	13.1

Mini Series

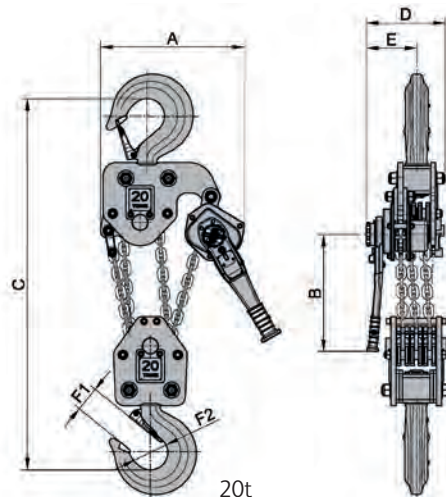
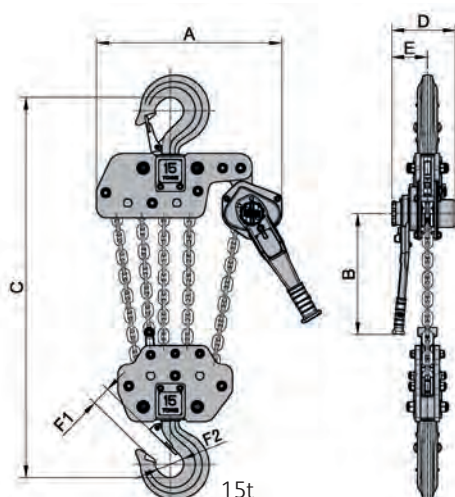
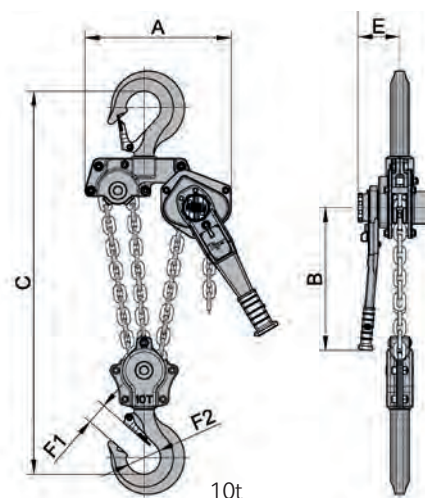
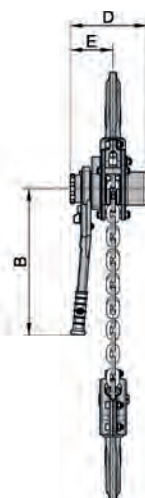

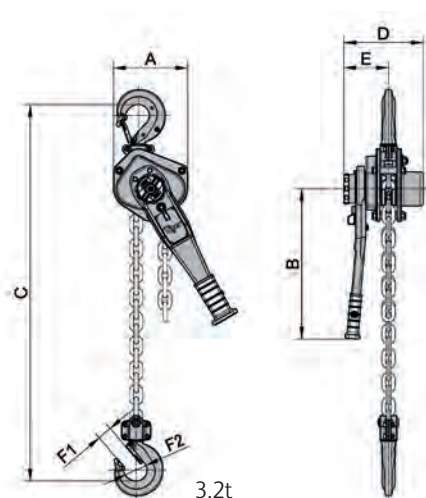
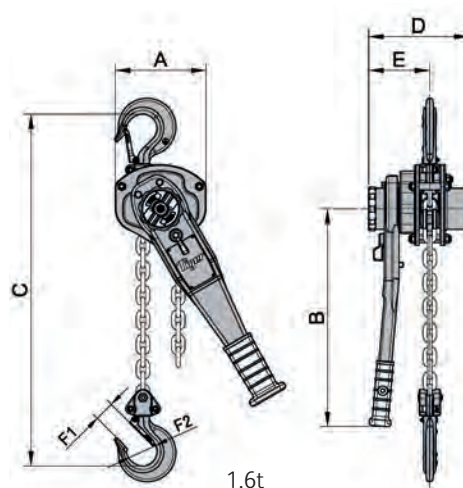
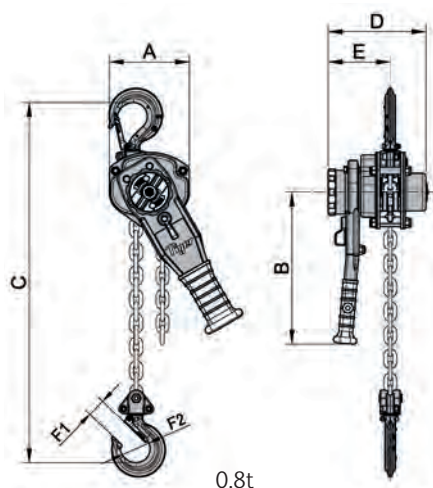


TR7. PROLH



Specialist SS19

Product Code	Capacity (tonne)	Effort (kg)	Dimensions (mm)							Load Chain		Standard HOL (m)	Weight @ std HOL (kg)	Weight for extra metre HOL (kg)
			A	B	C	D	E	F1	F2	Diameter (mm)	No. of fails			
SS-0080	0.8	23	128	243	295	158	99	28	45	6.3	1	3	9.0	0.9
SS-0160	1.6	26	154	370	320	172	104	34	51	7.1	1	3	12.5	1.1
SS-0320	3.2	38	182	370	400	195	108	36	56	10.0	1	3	22.0	2.2
SS-0630	6.3	40	242	370	570	195	108	49	70	10.0	2	3	34.5	4.3
SS-1000	10.0	47	379	370	630	195	108	54	87	10.0	3	3	55.0	6.5
SS-1500	15.0	44	566	370	840	195	108	59	81	10.0	5	3	128.0	10.8
SS-2000	20.0	49	470	370	1050	250	160	81	110	10.0	6	3	174.0	13.1



Subsea & multi-immersion



After successfully completing a series of third party verification and testing programmes, our latest being a multi-immersion programme of tests over 54 days developed and agreed by industry professionals and independently carried out and verified at ORE Catapult in the UK (a leading technology innovation and research centre for offshore renewable energy), we can state that the Tiger SS range of lever hoists and chain blocks are suitable for use in multi-immersion applications providing the timescales, pre-use testing, maintenance and service requirements as detailed in Tiger document Multi-Immersion Instruction Manual are strictly followed.



We used a subsea dock including a replica seabed



Saltwater was pumped in from the Blyth Estuary (North Sea)

We have also carried out intensive internal testing to ensure we achieved over 1500 hours protection to ASTM B117 conditions. This ensures the performance of the SS ranges has been fully challenged in natural environments similar to the conditions they will be exposed to.



Tiger SS19 and SS20 hoists are completed with a two-stage finish combining electroplating as a base layer and then finished with a very hard-wearing sand texture powder coating paint which offers excellent corrosion protection and high impact protection ideally suited for multi-immersion applications. Paint finish in accordance with ISO12944 C5M.

We use new-technology, wide temperature range, high performance premium grease. It contains no heavy metals or other harmful or environmentally undesirable additives. This selection achieves the correct viscosity to prevent the grease migrating from the area of application. Even when mixed with 50 % high water absorption it has excellent adhesion and no sign of breakdown after 100,000 strokes and remains unchanged with no slump or breakdown unlike other "premium" greases. Load carrying ability, mechanical stability, corrosion protection, water resistance and increased operating temperature ranges are all improved by the using only the very best lubricant.

Standard operating temperature range -40°C to +80°C - far exceeding the requirements of current standards. Ultra-low operating temperature units also available to -60°C.



We have incorporated DU® self-lubricating metal polymer bearings into our multi chain fall load sheaves. Their high wear resistance and extremely low friction properties makes them ideally suited to hoists used subsea.



Our latest forged latches incorporate a new wing design making them easier to operate in the operation area (e.g. wet gloved hands for offshore or subsea use).



Tiger only utilise phosphor bronze bearings on hoists. The tin content increases the corrosion resistance and strength of the alloy, the phosphorus increases the wear resistance and stiffness of the alloy. This makes them ideally suited for subsea environments.

Chain blocks



All chain blocks are manufactured from the highest quality materials precisely machined in our own factory, offering a lightweight, compact and rugged construction; producing an exceptionally strong product resistant to impact damage. The especially low headroom allows for easy installation in the most restricted environments and all units come with drop forged and heat treated alloy hooks. The highly efficient brake systems work instantly when the operation is stopped and securely holds the load. Loads are lowered under perfect control, allowing for precise operations. Tiger chain blocks easily pass the brake lock out test as per BS 3243:1990 with a 2 % load of the rated capacity. PROCB and SS20 are available with forged clevis adaptor components. They can be chained to any height of lift to meet exact requirements and individual spares are readily available. The PROCB/SS20 chain block top hook can be replaced by a competent person so the block can be directly fitted to our beam trolley range of the equivalent capacity achieving the lowest possible headroom. All chain blocks meet or exceed all international standards within BS EN 13157:2004+A1:2009, ANSI/ASME B30.16, AS1418.2 and SANS 1594.

Industrial
TR7



- Range from 500kg-5.0t
- Safe and reliable twin pawl mechanical brake
- Operating temperature -25°C to +80°C
- Double cover protection for break cover

Professional
PROCB



- Range from 250kg-35.0t
- Patented Quad Cam Pawl System
- DNV GL Verification tested according to NORSOK R-002
- Operating temperature -40°C to +80°C (temperature range of -60°C to +80°C available as an option)
- Double cover protection for break cover
- Tested and certified for “fleeting” “drifting” and “cross-hauling” applications up to 45° from the vertical without deration
- Suitable for underground mining use
- Available with slipping clutch overload protection
- Optional chain carrier
- Phosphor bronze bearings

Specialist
SS20




- Range from 500kg-35.0t
- All the features of the PROCB as well as the following additional features:
- Suitable for use in multi-immersion applications (see p21)
- Corrosion protected load and hand chain
- Marine specific friction discs
- Marine chain bags available on request
- Fully corrosion protected body and components to ensure reliable long term use
- Stainless steel fixings and fasteners
- New technology high performance grease
- Winged design latches for easier operation
- Ultra-low operating temperature units available

See our technical sheet for full details:





Double Cover Protection on all our chain blocks: both the hand chain wheel cover and the ratchet brake cover are designed to offer protection to the brake chamber in the harshest environments from foreign objects.



Our chain end anchors will hold a load of at least 2.5 times the rated capacity when supporting the full load without restraint from other components e.g. brake or gearing. This prevents accidents, by acting as a stop when the lift length of the load chain is exceeded when lowered. The image shows our special strong and contoured design used on our PROCB and SS20 ranges.



For chain blocks to be used up to an angle of 45 degrees, it's critical that the hand chain leaves and enters the hand wheel without twisting, snagging or jamming. Thanks to our specially designed deep-profile chain block hand wheel this is achievable as it helps to seat the chain no matter what angle or direction of pull.



Our specialist SS20 has unique corrosion protection of all the internal parts including load and hand chain, ensuring over 1500 hours continuous protection under ASTM B117 Salt spray conditions.



Recessed forgings offer full protection to the load chain anchor bolts on all our bottom hooks. Load sheave protected design on all multi fall hooks.



Optional chain carrier.

Industrial TR7

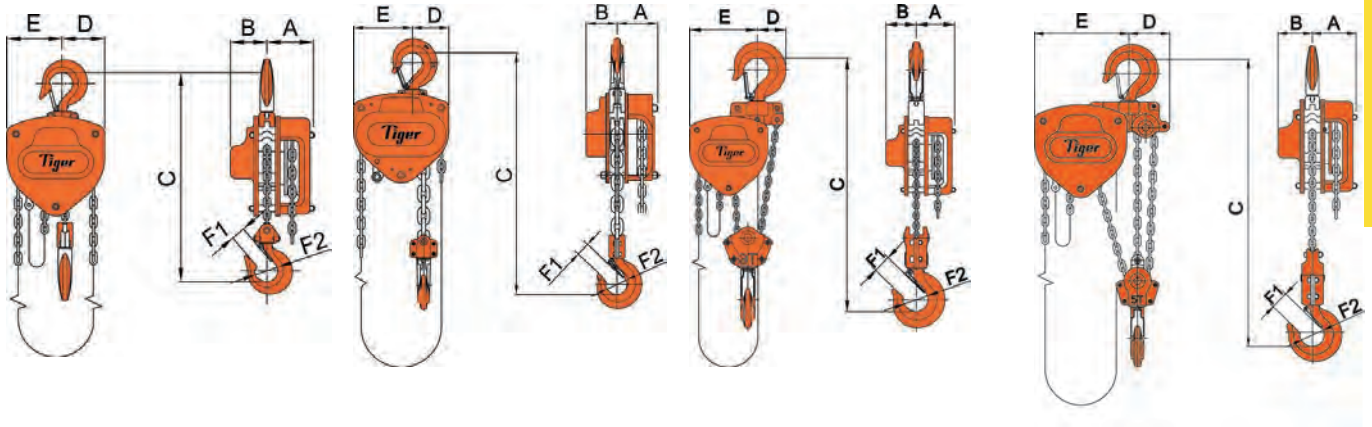
Product Code	Capacity (tonne)	Effort (kg)	Dimensions (mm)							Load Chain		Standard HOL (m)	Weight @ std HOL (kg)	Weight for extra metre HOL (kg)
			A	B	C	D	E	F1	F2	Diameter (mm)	No. of fails			
TRC-0050	0.5	21	93	66	305	52	78	24	38	6.3	1	3	10.5	1.9
TRC-0100	1.0	25	93	66	340	63	87	28	45	6.3	1	3	11.5	1.9
TRC-0150	1.5	32	98	73	385	78	102	34	51	7.1	1	3	16.0	2.1
TRC-0200	2.0	34	101	79	420	87	113	35	53	8.0	1	3	20.0	2.4
TRC-030T	3.0	34	98	73	465	60	148	36	56	7.1	2	3	23.0	3.2
TRC-0500	5.0	37	101	79	575	122	209	49	70	8.0	3	3	37.5	5.2

Professional PROCB

Product Code	Capacity (tonne)	Effort (kg)	Dimensions (mm)							Load Chain		Standard HOL (m)	Weight @ std HOL (kg)	Weight for extra metre HOL (kg)
			A	B	C	D	E	F1	F2	Diameter (mm)	No. of fails			
CB-0025	0.25	17	64	40	240	36	60	22	31	4.0	1	3	3.8	0.5
CB-0050	0.5	21	93	66	305	52	78	24	38	6.3	1	3	10.5	1.9
CB-0100	1.0	25	93	66	340	63	87	28	45	6.3	1	3	11.5	1.9
CB-0150	1.5	32	98	73	385	78	102	34	51	7.1	1	3	16.0	2.1
CB-0200	2.0	34	101	79	420	87	113	35	53	8.0	1	3	20.0	2.4
CB-020L	2.0	42	98	73	399	78	102	35	53	7.1	1	3	16.5	2.1
CB-0300	3.0	38	109	84	550	98	157	36	56	10.0	1	3	30.5	3.2
CB-030T	3.0	34	98	73	465	60	148	36	56	7.1	2	3	23.0	3.2
CB-0500	5.0	37	101	79	575	122	209	49	70	8.0	3	3	37.5	5.2
CB-0800	8.0	37	101	79	745	140	238	51	78	8.0	4	3	64.0	6.6
CB-1000	10.0	40	109	84	660	153	263	54	87	10.0	3	3	64.0	7.5
CB-1500	15.0	41	109	84	840	225	378	59	81	10.0	5	3	128.5	11.8
CB-2000	20.0	43	161	90	1050	148	360	81	110	10.0	6	3	178.5	14.2
CB-200T	20.0	43	161	161	1050	383	383	81	110	10.0	6	3	210.5	15.2
CB-3000	30.0	42	220	220	1200	390	390	91	135	10.0	10	3	307.0	23.8
CB-3500	35.0	TBA	240	240	1200	390	390	91	135	10.0	12	3	365.0	TBA

Specialist SS20 (also used for ROV compatible chain block)

Product Code	Capacity (tonne)	Effort (kg)	Dimensions (mm)							Load Chain		Standard HOL (m)	Weight @ std HOL (kg)	Weight for extra metre HOL (kg)
			A	B	C	D	E	F1	F2	Diameter (mm)	No. of fails			
SCB-0050	0.5	21	93	66	305	52	78	24	38	6.3	1	3	10.5	1.9
SCB-0100	1.0	25	93	66	340	63	87	28	45	6.3	1	3	11.5	1.9
SCB-0150	1.5	32	98	73	385	78	102	34	51	7.1	1	3	16.0	2.1
SCB-0200	2.0	34	101	79	420	87	113	35	53	8.0	1	3	20.0	2.4
SCB-0300	3.0	38	109	84	550	98	157	36	56	10.0	1	3	30.5	3.2
SCB-0500	5.0	37	101	79	575	122	209	49	70	8.0	3	3	37.5	5.2
SCB-1000	10.0	40	109	84	660	153	263	54	87	10.0	3	3	64.0	7.5
SCB-1500	15.0	41	109	84	840	225	378	59	81	10.0	5	3	128.5	11.8
SCB-2000	20.0	43	161	90	1050	148	360	81	110	10.0	6	3	178.5	14.2
SCB-3000	30.0	42	220	220	1200	390	390	91	135	10.0	10	3	307.0	23.8

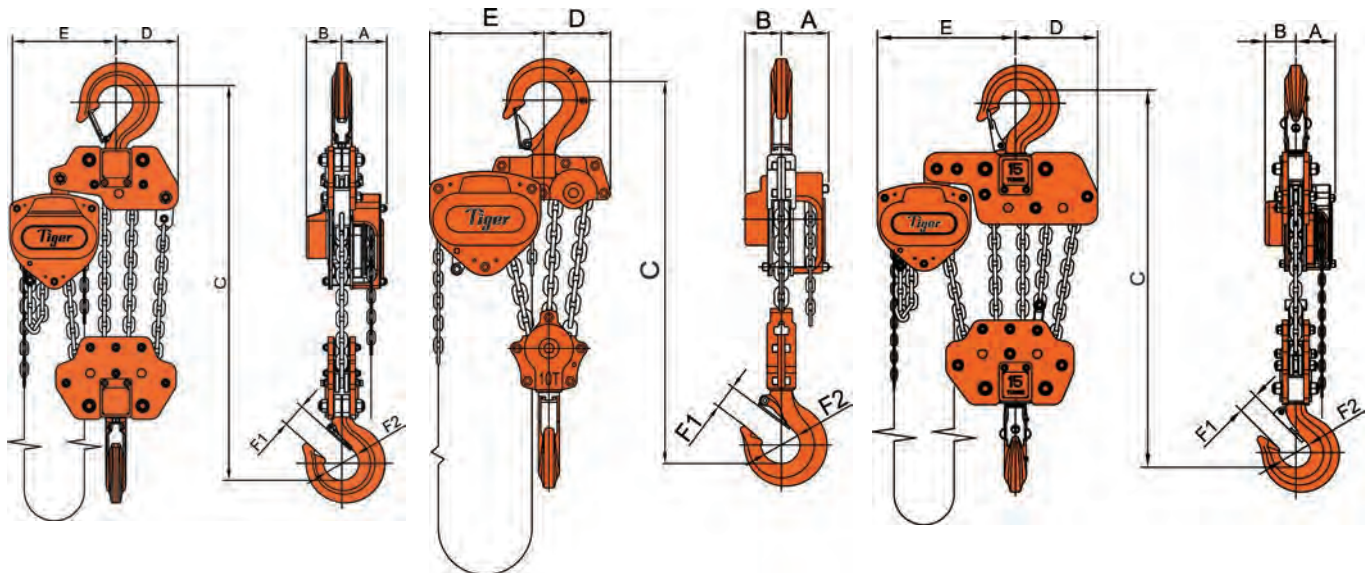


0.5-2t

3t single fall

3t twin fall

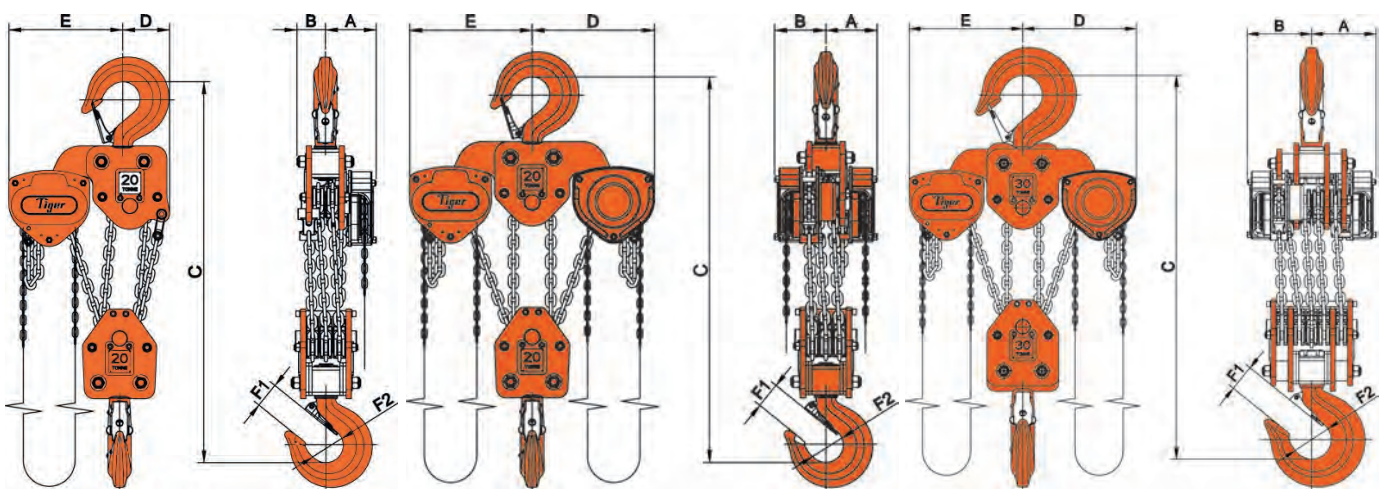
5t



8t

10t

15t



20t single head

20t twin head

30t/35t

ROV compatible chain block



The Tiger ROV compatible chain block is available in various different interface options all in accordance with BS ISO 13628-8:2002 ROV Interfaces on Subsea production systems. Tested and finished in accordance with Annexes B & K of BS ISO 13628-1:2005:

1. Hydraulic Hot Stab connection type A and B
2. Rotary Torque Receptacle Classes 1,2 & 3
3. D Handle, T-bar or Fishtail Direct Drive manual connection
4. QD Direct Drive Couplings

Available as a 3.0 tonne, 10 tonne, 15 tonne and 20 tonne (single head six fall) capacity chain blocks, chained up to project specific heights of lift (HOL) that can be pre-set to meet the exact starting point required within the rigging drawings. These units use our specialist SS20 chain block- see page 22 for details.

Tiger ROV compatible chain blocks fitted with one piece construction gears


Bespoke products for special applications also available – let us know what you need.



QD direct drive couplings



Manual D handle interface



One of our torque receptacle options

Quality machining

Strong impact resistant gearbox housing complete with close tolerance fit bearing that fully support the pinion shaft and planet gear to maintain smooth revolutions whilst under load, Subsea suitable bearings for top and bottom hook load sheaves are enclosed in drop forged housing assembled with stainless steel fittings.



High performance marine spec hydraulic system



New hand wheel feature



Strong impact resistant gearbox

Chain block data table Please see page 25 for chain block technical drawings

Product Code	Capacity (tonne)	Effort (kg)	Dimensions (mm)							Load Chain		Standard HOL (m)	Weight @ std HOL (kg)	Weight for extra metre HOL (kg)
			A	B	C	D	E	F1	F2	Diameter (mm)	No. of fails			
SCB-0300	3.0	38	109	84	550	98	157	36	56	10.0	1	3	30.5	3.2
SCB-1000	10.0	40	109	84	660	153	263	54	87	10.0	3	3	64.0	7.5
SCB-1500	15.0	41	109	84	840	225	378	59	81	10.0	5	3	128.5	11.8
SCB-2000	20.0	43	161	90	1050	148	360	81	110	10.0	6	3	178.5	14.2

ROV block data table

Product Code	Capacity (tonne)	Max Torque (Nm)	Revs per 300mm travel (max 125 RPM)	Weight out of water (kg) (includes chain block @ std HOL)			
				Hot Stab	QD Drive	Torque Tool	Fishtail
RCB-0300	3.0	45	55	72.5	54.5	57.5	43
RCB-1000	10.0	50	165	106	84.5	87.5	76
RCB-1500	15.0	52	275	170.5	154.5	157.5	141
RCB-2000	20.0	55	340	220.5	202.0	205.0	190.5

- 3.0t, 10.0t, 15.0t and 20.0t capacity units available
- Fully corrosion protected
- Compliant with BS ISO 13628-8:2002 & BS ISO 13628-1:2005
- Stainless steel 316 framework and handle
- Proven Subsea brake design
- Patented Quad Cam pawl system
- One-piece brake chamber cover
- Heavy duty flexible chain bag c/w stainless steel mounting frame
- 4 Point manipulator connection points
- One piece construction pinion gears
- Compact and light weight
- Balanced design for easy handling and installation
- Subsea suitable bearings for top and bottom hook load sheaves
- Marine specific friction discs
- New hand wheel feature for on-deck height of lift adjustments
- Bespoke chain lengths to meet exact customer requirements
- Full individual spares back up
- Each unit is fully tested and certified before delivery

See our technical sheet for full details:



For chain block information please see pages 22 - 25

ROV chain block with D handle

Product Code	Dimensions (mm)									
	A	B	C	D	E	F1	F2	G	H	M
RCB-030D	221	84	550	280	310	36	56	309	405	504
RCB-100D	221	84	660	185	405	54	87	309	515	504
RCB-150D	221	84	840	225	520	59	81	309	570	504
RCB-200D	221	90	1050	148	515	81	110	309	650	510

ROV chain block with fishtail

Product Code	Dimensions (mm)									
	A	B	C	D	E	F1	F2	G	H	M
RCB-030F	221	84	550	280	310	36	56	309	405	536
RCB-100F	221	84	660	185	405	54	87	309	515	536
RCB-150F	221	84	840	225	520	59	81	309	570	536
RCB-200F	221	90	1050	148	515	81	110	309	650	542

ROV chain block with rotary torque

Product Code	Dimensions (mm)									
	A	B	C	D	E	F1	F2	G	H	M
RCB-030T	221	84	550	280	310	36	56	309	405	398
RCB-100T	221	84	660	185	405	54	87	309	515	398
RCB-150T	221	84	840	225	520	59	81	309	570	398
RCB-200T	221	90	1050	148	515	81	110	309	650	456

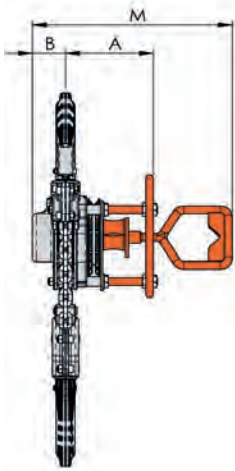
ROV chain block with hot stab

Product Code	Dimensions (mm)									
	A	B	C	D	E	F1	F2	G	H	M
RCB-030H	374	84	550	420	280	36	56	273	420	458
RCB-100H	374	84	660	300	400	54	87	273	530	458
RCB-150H	374	84	840	225	510	59	81	273	570	458
RCB-200H	374	90	1050	200	500	81	110	273	700	464

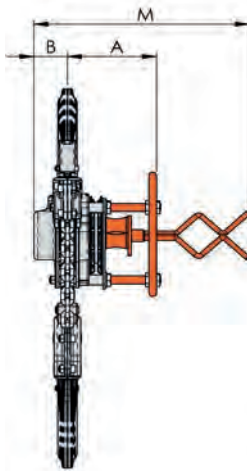
ROV chain block with QD drive

Product Code	Dimensions (mm)									
	A	B	C	D	E	F1	F2	G	H	M
RCB-030H-QD	374	84	550	228	280	36	56	273	420	458
RCB-100H-QD	374	84	660	153	400	54	87	273	530	458
RCB-150H-QD	374	84	840	225	510	59	81	273	570	458
RCB-200H-QD	374	90	1050	148	500	81	110	273	700	458

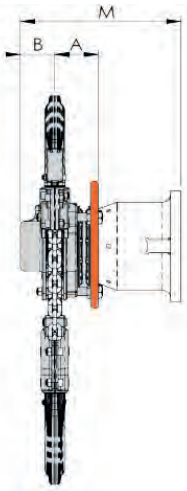
For SS20 chain block information please see pages 22-25



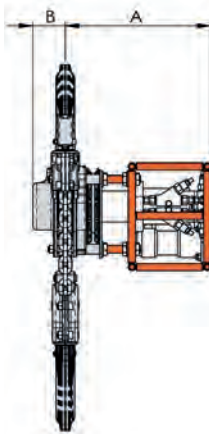
10t D handle



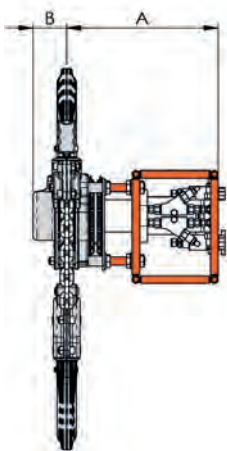
10t fishtail



10t rotary torque



10t hot stab



10t QD drive

Information, technical and 3D drawings available on request



Low headroom combination chain block and trolley



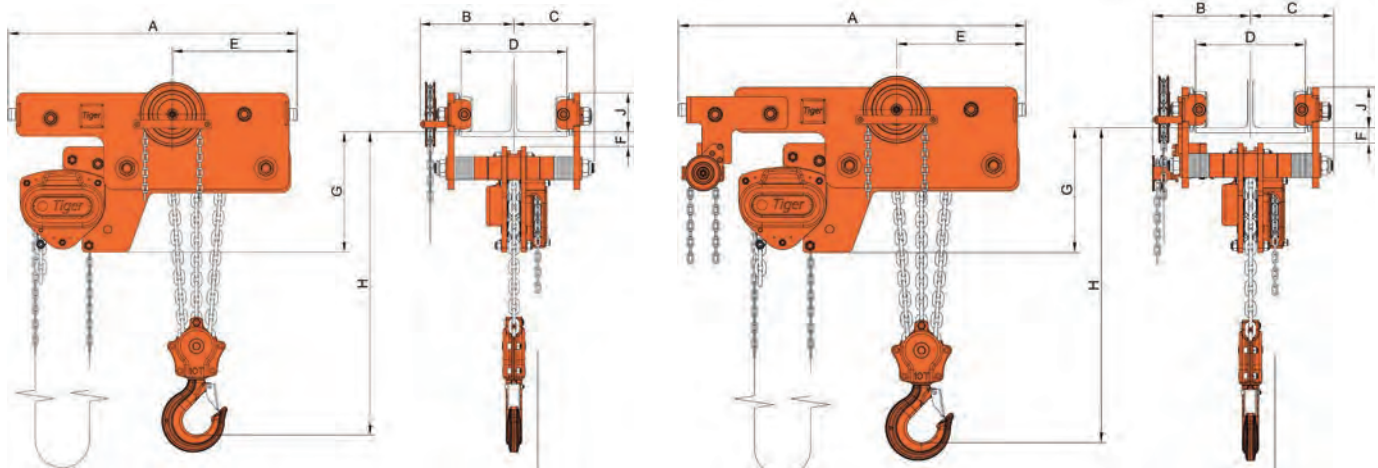
- Very low headroom
- Range from 1.0t to 10.0t
- Ideal for locations where headroom is limited
- Operating temperature of -40°C to +80°C (temperature range of -60°C to +80°C available as an option)
- Can be chained to any height of lift to meet your exact requirements
- Chain carrier available
- Corrosion or spark resistant versions available
- Available with load limiter
- Available with beam locking device



Optional chain carrier 1t

Certification:

Each unit comes fully certified with a test certificate or an EC Declaration of Conformity stating compliance with the essential health and safety requirements of the Machinery Directive 2006/42/EC.



LHCG

With locking device LHCG-K

Product Code	Capacity (tonne)	D-Track width		Dimensions (mm)								Min. Curves Ratio (M) Locking at the outside of I Beam	Min. Curves Ratio (M) Locking at the inside of I Beam	Net Weight (kg) @ std HOL/ range 1
		Range 1 (mm)	Range 2 (mm)	A	B	C	E	F	G	H	J			
LHCG-0100	1.0	62-180	180-310	458	207	138	149	24	230	210	70.5	2.2	3.0	33.5
LHCG-0200	2.0	88-180	180-310	576	207	146	179	24	299	260	79.5	3.2	4.5	50.0
LHCG-0300	3.0	88-180	180-310	698	209	153	221	32	341	305	96.5	4.0	5.5	78.5
LHCG-0600	6.0	106-194	194-260	791	216	164	274	32	344	425	117	6.0	8.0	108.0
LHCG-1000	10.0	150-320	N/A	873	283	243	377	45	364	550	118	9.0	14.0	174.0

Standard geared trolley hand chain length -2.5m. We can change the length to suit your requirements.

Standard height of lift (HOL) of chain block - 3m. We can change this to suit your requirements.

D is the standard track width range. Please contact us for track widths outside of this range.

F is the maximum beam flange thickness.

Ultra low headroom combination chain block and trolley



- Ultra low headroom
- Range from 1.0t to 12.0t
- Ideal for locations where headroom is limited
- Operating temperature of -40°C to 80°C (temperature range of -60°C to +80°C available as an option)
- Can be chained to any height of lift to meet your exact requirements
- Chain carrier available
- Corrosion or spark resistant versions available

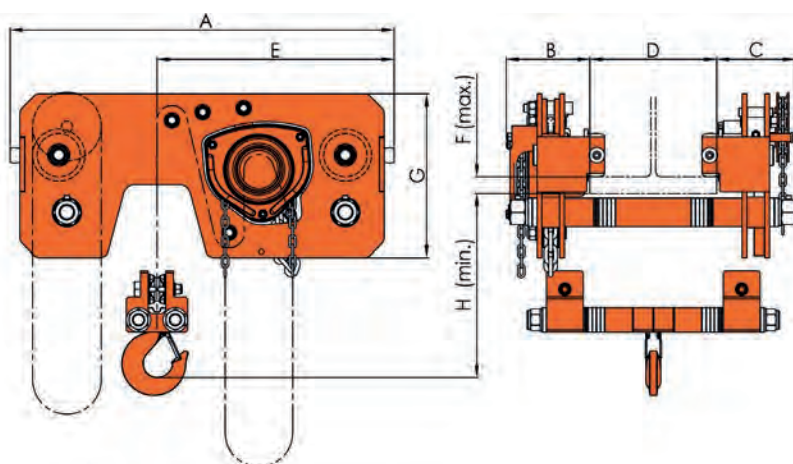


HOISTING

Certification:

Each unit comes fully certified with a test certificate or an EC Declaration of Conformity stating compliance with the essential health and safety requirements of the Machinery Directive 2006/42/EC

Special designs available on request – an example of a recent 30t ultra low headroom design with load cell shackle is shown below:

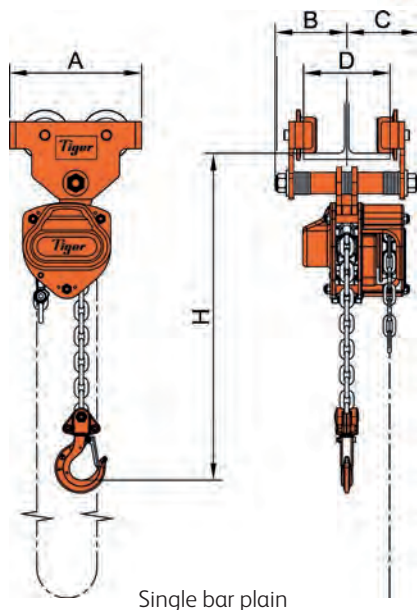


Model No	A	B	C	E	F (max.)	G	H (min.)
ULHCG-0100	585	166	159	365	26	240	115
ULHCG-0200	680	169	159	420	31	270	136
ULHCG-0300	798	183	172	484	36	300	155
ULHCG-0600	938	204	199	579	41	400	199
ULHCG-0800	1028	194	230	644	45	360	220
ULHCG-1200	1128	227	231	727	45	420	250

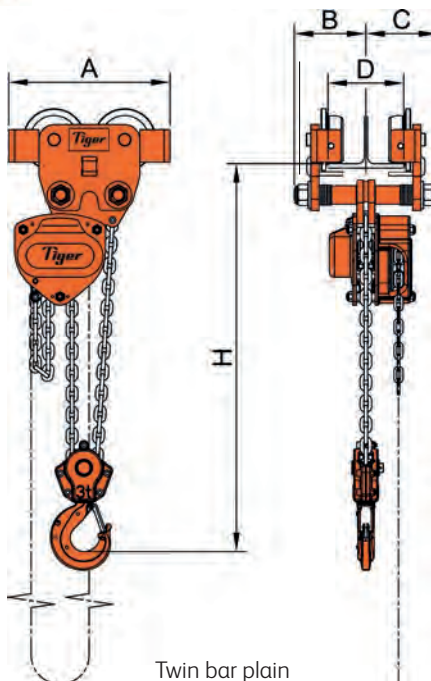
The beam width D is customised to customer requirements. Please contact us for more information.

Combination chain block and trolley

Corrosion or spark resistant versions available



Single bar plain



Twin bar plain



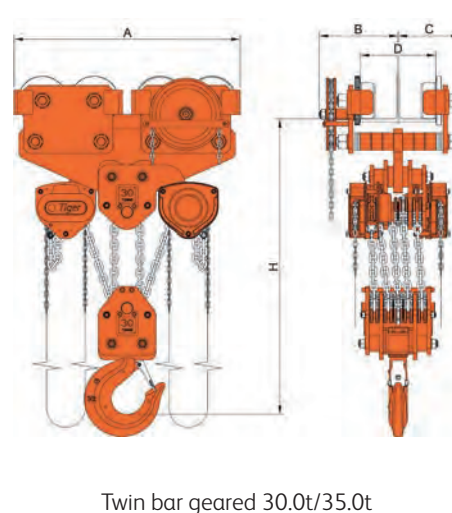
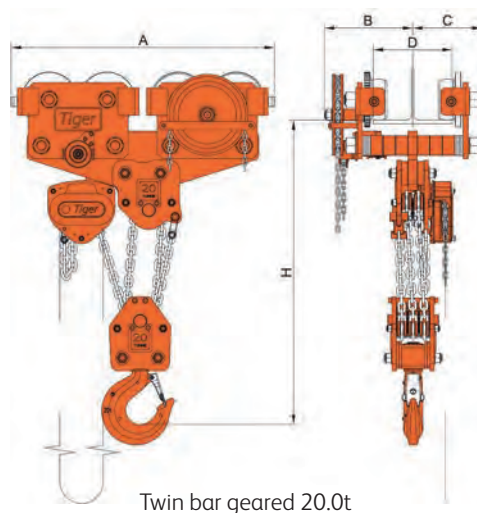
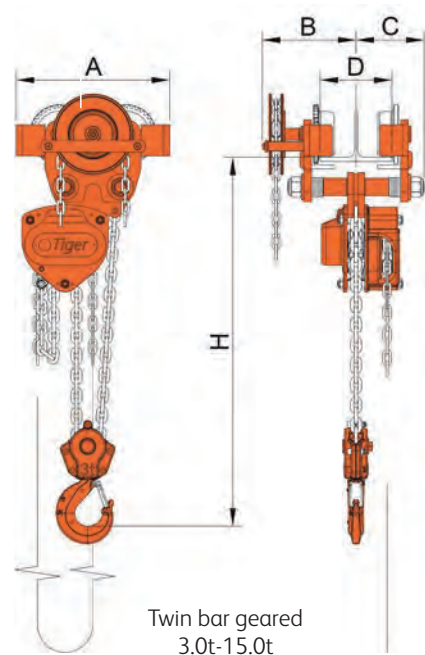
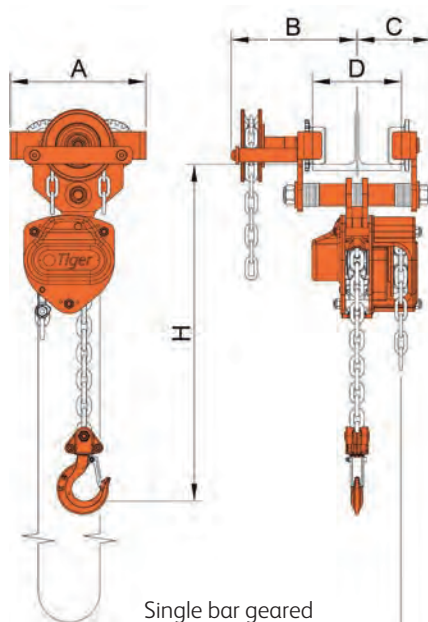
Spark resistant version

- Range from 500kg to 35.0t
- Ideal for locations where headroom is limited
- Geared and plain trolley versions available
- Can be chained up to meet your specific requirements
- Twin bar or single bar trolley options
- Corrosion or spark resistant versions available
- Chain Carrier available
- Extended beam width available

Plain/Push combination units

	Product Code	Capacity (tonne)	D-Track width		Dimensions (mm)				Min. curve ratio (m)	Net Weight (kg) @ std HOL
			Range 1 (mm)	Range 2 (mm)	A	B	C	H		
Single Bar Trolleys	CCBTPS-0050	0.5	62-128	62-203	195	106	106	310	0.8	16.0
	CCBTPS-0100	1.0	62-128	62-203	213	113	113	350	1.0	19.5
	CCBTPS-0200	2.0	88-154	88-230	236	136	136	450	1.3	33.0
	CCBTPS-0300	3.0	87-153	87-230	270	146	146	530	1.5	48.5
Twin Bar Trolleys	CCBTPT-030T	3.0	87-153	87-230	320	142	142	435	1.5	45.5
	CCBTPT-0500	5.0	106-194	106-305	352	167	166	545	1.5	69.0
	CCBTPT-1000	10.0	125-320	N/A	346	243	243	724	1.5	137.0
	CCBTPT-1500	15.0	150-320	N/A	461	276	276	827	2.7	274.0

Standard height of lift (HOL) of chain block - 3m. We can change this to suit your requirements.



Geared trolley combination units

	Product Code	Capacity (tonne)	D-Track width		Dimensions (mm)				Min. curve ratio (m)	Net Weight (kg) @ std HOL
			Range 1 (mm)	Range 2 (mm)	A	B	C	H		
Single Bar Trolleys	CCBTGS-0050	0.5	62-128	62-203	195	179	106	310	0.8	20.0
	CCBTGS-0100	1.0	62-128	62-203	213	180	113	350	1.0	23.5
	CCBTGS-0200	2.0	88-154	88-230	236	194	136	450	1.3	37.5
	CCBTGS-0300	3.0	87-153	87-230	270	197	146	530	1.5	53.5
Twin Bar Trolleys	CCBTGT-030T	3.0	87-153	87-230	320	194	142	435	1.5	58.5
	CCBTGT-0500	5.0	106-194	106-305	352	216	166	545	1.5	74.5
	CCBTGT-1000	10.0	125-320	N/A	346	282	243	724	1.5	144.0
	CCBTGT-1500	15.0	150-320	N/A	461	342	276	827	2.7	290.0
	CCBTGT-2000	20.0	150-320	N/A	950	335	263	1000	6.0	460.0
	CCBTGT-3000	30.0	150-320	N/A	960	335	263	1145	6.0	640.0
	CCBTGT-3500	35.0	150-320	N/A	980	353	276	1155	6.0	690.0

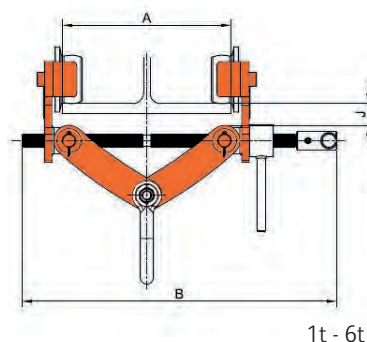
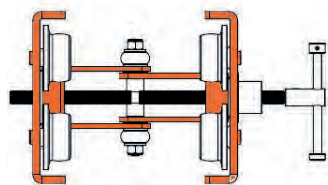
Standard geared trolley hand chain length - 2.5m. We can change the length to suit your requirements.
Standard height of lift (HOL) of chain block - 3m. We can change this to suit your requirements.

Adjustable trolley

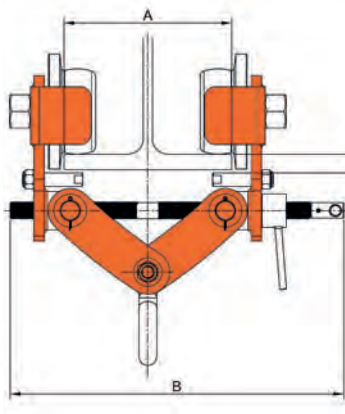
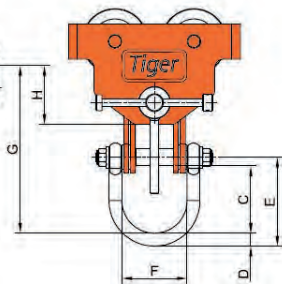


Plain APT

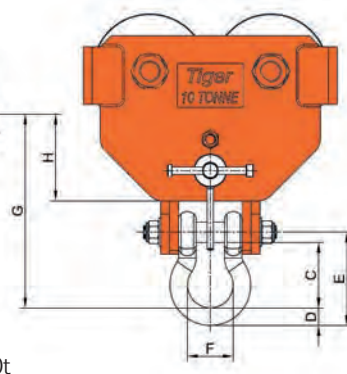
Our high quality, heavy-duty, easy to adjust trolleys allow you to suspend a lifting appliance or load and easily transport it along the length of a beam.



1t - 6t



10t



- Fitted with a screw spindle which allows easy adjustment and high clamping force to the various flange sizes within its capacity
- Designed to provide smooth and easy traversing
- The anti-drop plates design ensures extra safety and prevents damage to the wheels when contacting end rail stoppers
- Wheels run on sealed ball bearings for smoother rolling with less effort and maintenance
- Range from 1.0t to 10.0t
- Operating temperature of -40°C to +80°C (temperature range of -60°C to +80°C available as an option)
- The 5:1 factor of safety allows for use with manual or powered hoists
- These units meet and exceed all the requirements within BS EN 13157: 2004+A1:2009 and AS1418.2.

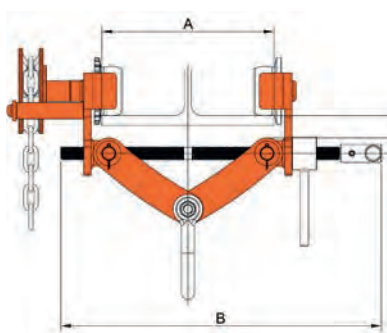

Product Code	Type	Capacity (tonne)	Track width range (mm)	Dimensions (mm)								Min. curve ratio (m)	Net Weight (kg)
			A	B	C	D	E	F	G	H	J		
APT-0100	Plain	1.0	75-210	391	83	16	110	81	255-208	73	27	1.0	9.5
APT-0200	Plain	2.0	75-210	391	94	18	123	89	276-227	79	38	1.3	13.5
APT-0300	Plain	3.0	75-210	403	105	22	141	112	288-241	99	35	1.5	23.0
APT-0600	Plain	6.0	105-305	521	111	27	152	125	358-290	115	46	1.5	35.5
APT-1000	Plain	10.0	160-305	606	119	32	170	83	407-352	157	33	2.7	110.0

Adjustable trolley

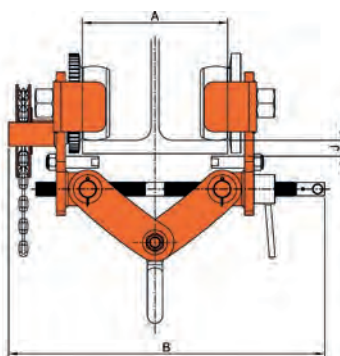
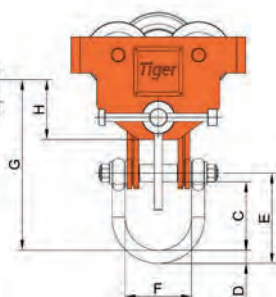


Geared AGT

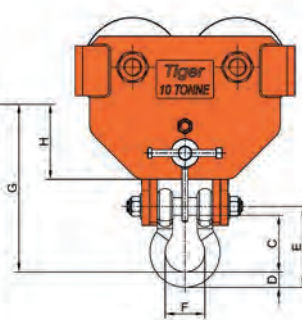
HOISTING



1t-6t



10t



Product Code	Type	Capacity (tonne)	Track width range (mm)	Dimensions (mm)								Min. curve ratio (m)	Net Weight (kg)
				A	B	C	D	E	F	G	H	J	
AGT-0100	Geared	1.0	75-210	391	83	16	110	81	255-208	73	27	1.0	13.0
AGT-0200	Geared	2.0	75-210	391	94	18	123	89	276-227	79	38	1.3	17.0
AGT-0300	Geared	3.0	75-210	403	105	22	141	112	288-241	99	35	1.5	28.5
AGT-0600	Geared	6.0	105-305	521	111	27	152	125	358-290	115	46	1.5	40.0
AGT-1000	Geared	10.0	160-305	606	119	32	170	83	407-352	157	33	2.7	120.0

Standard geared trolley hand chain length - 2.5m. We can change the length to suit your requirements.

Trolley TP/TG



Corrosion or spark resistant versions available

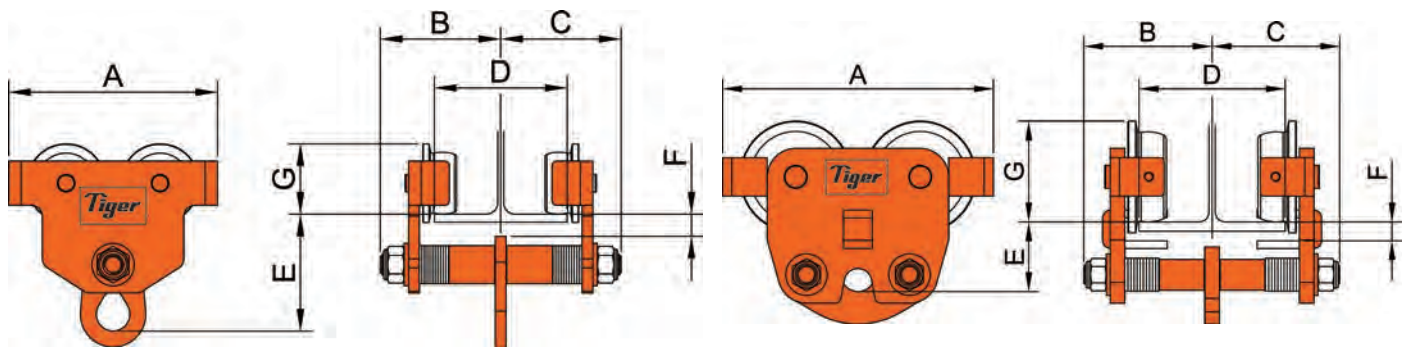
- Plain trolley range from 500kg to 10.0t
- Geared trolley range from 500kg to 35.0t
- The anti-drop plates design ensures extra safety and prevents damage to the wheels when contacting end rail stoppers
- Extended beam width available
- Corrosion or spark resistant versions available
- Tiger trolley wheels are specially designed with a convex profile eliminating potential point loading
- The wheels run on sealed ball bearings for smoother rolling with less effort and maintenance
- Operating temperature of -40°C to +80°C (temperature range of -60°C to +80°C available as an option)
- Optional beam locking device
- The 5:1 factor of safety allows for use with manual or powered hoists.



Plain trolley

Single bar

Twin bar



	Product Code	Capacity (tonne)	D-Track width #		Dimensions (mm)										Min. curve ratio (m)	Net Weight (kg)
			Range 1 (mm)	Range 2 (mm)	A	A+	B	C	E	F	G	H	J	K		
Single Bar Trolleys	TPS-0050	0.5	62-128	62-203	195	235	106	106	98	20	64	10	24	30	0.8	5.0
	TPS-0100	1.0	62-128	62-203	213	253	113	113	106	20	71	10	28	34	1.0	7.5
	TPS-010W	1.0	106-305	N/A	236	284	222	222	132	25	80	12	38	46	1.3	TBA
	TPS-0200	2.0	88-154	88-230	236	284	136	136	132	25	80	12	38	46	1.3	12.0
	TPS-0300	3.0	87-153	87-230	270	318	146	146	150	25	97	13	42	52	1.5	19.5
	TPS-0500	5.0	106-194	106-305	323	371	169	169	174	30	117	16	46	60	1.5	30.5
Twin Bar Trolleys*	TPT-0300	3.0	87-153	87-230	320	368	142	142	82	16	110				1.5	22.0
	TPT-0500	5.0	106-194	106-305	352	400	167	166	91	24	131				1.5	35.5
	TPT-1000	10.0	125-320	N/A	346	394	243	243	210	40	117				1.5	68.0
	TPT-1500	15.0	150-320	N/A	461	509	276	276	248	42‡	182				2.7	144.0

Notes:

A+ is the width with optional bumpers

B and **C** are minimum widths for range 1

Trolleys with locking devices will have different beam width ranges-please contact us for details.

H is the thickness of the anchor point, **J** is the width of the anchor point opening and **K** is the height of the anchor point opening.


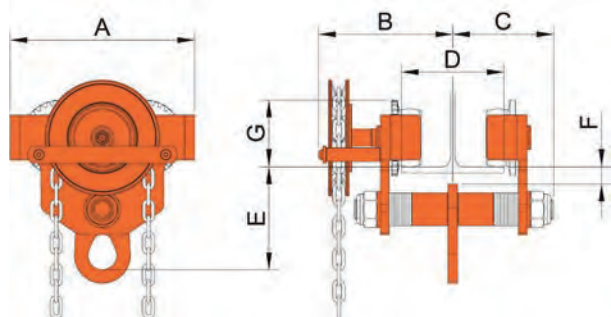
* 0.5-2t twin bar available as special orders-minimum order size 100 each size-please contact us for details.

‡ A beam flange thickness up to 50 mm can be accommodated if required-please ask for more information.

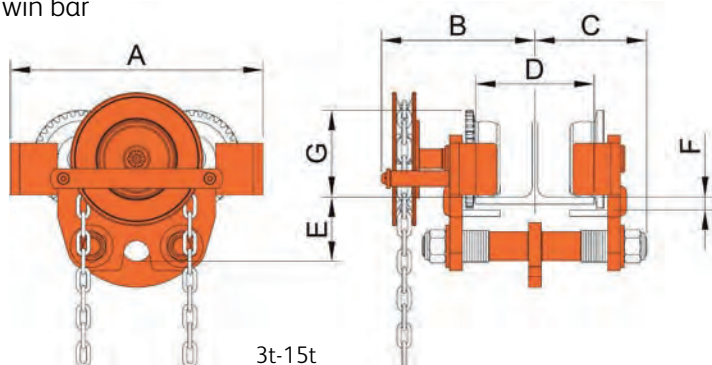
Please contact us for track widths outside of these ranges.

Geared trolley

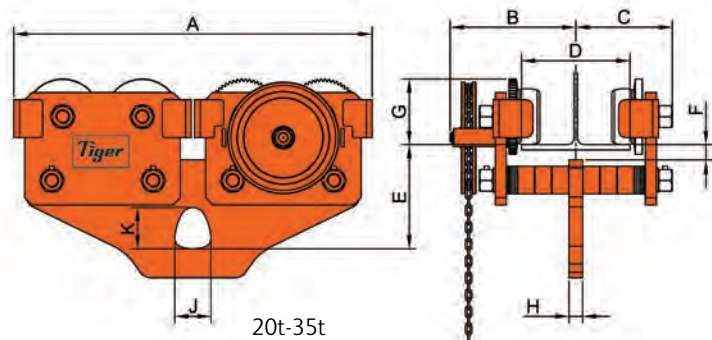
Single bar



Twin bar



Optional beam locking device



	Product Code	Capacity (tonne)	D-Track width #		Dimensions (mm)										Min. curve ratio (m)	Net Weight (kg)
			Range 1 (mm)	Range 2 (mm)	A	A+	B	C	E	F	G	H	J	K		
Single Bar Trolleys	TGS-0050	0.5	62-128	62-203	195	235	179	106	98	20	64	10	24	30	0.8	9.0
	TGS-0100	1.0	62-128	62-203	213	253	180	113	106	20	71	10	28	34	1.0	11.0
	TGS-010W	1.0	106-305	N/A	236	284	272	222	132	25	80	12	38	46	1.3	TBA
	TGS-0200	2.0	88-154	88-230	236	284	194	136	132	25	80	12	38	46	1.3	16.5
	TGS-0300	3.0	87-153	87-230	270	318	197	146	150	25	97	13	42	52	1.5	24.5
	TGS-0500	5.0	106-194	106-305	323	371	216	169	174	30	117	16	46	60	1.5	35.5
Twin Bar Trolleys*	TGT-0300	3.0	87-153	87-230	320	368	194	142	82	16	110				1.5	23.5
	TGT-0500	5.0	106-194	106-305	352	400	216	166	91	24	131				1.5	40.0
	TGT-1000	10.0	125-320	N/A	346	394	282	243	210	40	117				1.5	74.0
	TGT-1500	15.0	150-320	N/A	461	509	342	276	248	42 ‡	182				2.7	161.0
	TGT-2000	20.0	150-320	N/A	950	1000	335	263	270	42.5 ‡	182	35	85	95	6.0	356.0
	TGT-2500	25.0	150-320	N/A	950	1000	335	263	278	42.5 ‡	182	38	100	115	6.0	363.0
	TGT-3000	30.0	150-320	N/A	960	1009	335	263	288	43 ‡	182	38	100	115	6.0	368.0
	TGT-3500	35.0	150-320	N/A	980	1028	353	276	298	42.5 ‡	182	38	100	115	6.0	379.0

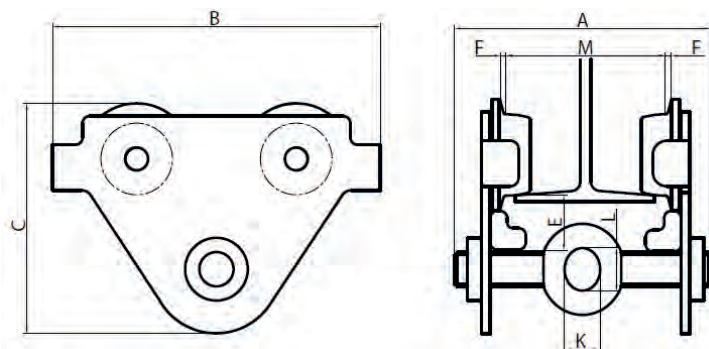
See left for notes

Industrial screw trolley

SPT/SGT



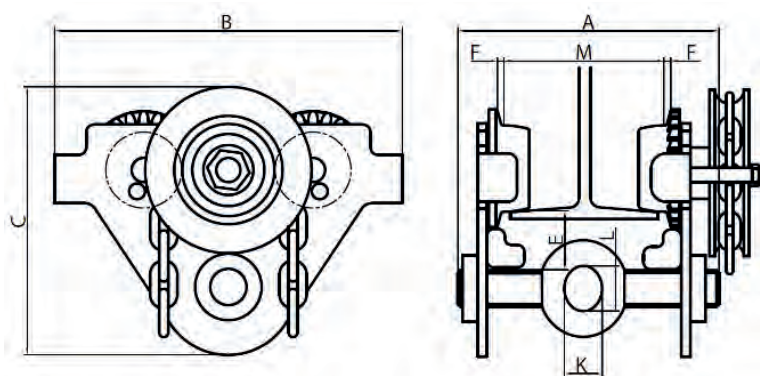
- Range from 500kg to 5.0t
- The wheels run on sealed bearings for smoother rolling with less effort and maintenance
- Geared type with hand chain length to suit your requirements
- The 4:1 factor of safety allows for use with manual or powered hoists
- The anti-drop plates design ensures extra safety, and also prevents damage to the wheels when contacting end rail stoppers



Each unit comes fully certified with a test certificate or an EC Declaration of Conformity stating compliance with the essential health and safety requirements of the Machinery Directive 2006/42/EC.

Screw push trolley

Product Code	Capacity (tonne)	Dimensions (mm)								Net Weight (kg)
		Beam Range M	A	B	C	E	F	K	L	
SPT-0050	0.5	50-220	300	210	190	33	3	25	30	7.0
SPT-0100	1.0	64-220	300	260	211	31	3	30	35	10.0
SPT-0200	2.0	88-220	310	310	236	32	3	40	47	15.5
SPT-0300	3.0	102-220	320	390	295	46	3	48	58	26.0
SPT-0500	5.0	114-220	330	450	334	47	3	60	70	38.0



Screw geared trolley

Product Code	Capacity (tonne)	Dimensions (mm)								Net Weight (kg)
		Beam Range M	A	B	C	E	F	K	L	
SGT-0050	0.5	50-220	300	210	190	33	3	25	30	9.0
SGT-0100	1.0	64-220	300	260	211	31	3	30	35	13.0
SGT-0200	2.0	88-220	310	310	236	32	3	40	47	20.5
SGT-0300	3.0	102-220	320	390	295	46	3	48	58	30.0
SGT-0500	5.0	114-220	330	450	334	47	3	60	70	45.0

Spark resistant trolley



Ex II 2 GD c IIC T4 IIIC T135°

In many areas of industry, plants are operated with potentially explosive atmospheres. Due to the very high risk to personal and other assets, extremely strict guidelines and technical requirements are in place in explosive zones.

Tiger Spark Resistant products are manufactured in accordance with ATEX Directive 2014/34/EU and the Machinery Directive 2006/42/EC.

Our products are lightweight and durable with a proven track record.

Plain and geared trolleys available.

- Range from 500kg to 35.0t
- Solid bronze trolley wheels
- Rubber buffers for trolleys
- Copper plated hand wheel and stainless steel hand chain (geared trolley)
- Copper plated hanging plate
- Special corrosion protected body
- Combination block and trolley units available
- Optional Beam locking device
- Operating temperature -40°C to +80°C (temperature range of -60°C to +80°C available as an option)

It is the responsibility of the user to identify which explosion proof classification is required, not the hoist manufacturer or supplier.

Certification:

Under the ATEX Directive 2014/34/EU, equipment for areas with an explosion hazard is assigned to groups, categories and temperature classes. Our products are assigned as follows:

Ex II 2 GD c IIC T4 IIIC T135°C

Suitable for gas and dust hazardous areas: Zone 1 & 2 (gas) and Zone 21 & 22

Dimension data available on pages 36 - 37



Ex II 2 GD c IIC T4 IIIC T135°C

II	2	GD	c	IIC	T4	IIIC	T135°C	
								T135°C Dust Temperature Class: Maximum external surface temperature 135°C
								IIIC Groups of Dust: Protected for group IIIC which includes groups IIIA & IIIB
								T4 Gas Temperature Class: Maximum external surface temperature 135°C
								IIC Gas Explosion Group: Protected for group IIC which includes groups IIA & IIB
								c Protection type: Design safety
								GD Ex Atmosphere: Gas and Dust
								2 Category: High Safety
								II Equipment Group: surface industries

Wire rope puller



The manual wire rope puller is a hand operated lifting and pulling device. The puller could also be used for lowering, tensioning and guying which makes it a versatile, portable and multipurpose tool.

The principle function of the wire puller is that the rope passes through mechanical jaws rather than being reeled on a drum of a puller or conventional winch.


The tension of the rope is applied by means of two pairs of self-energised jaws which apply a grip onto the wire rope in sections.

The effort is transferred to the jaws by two parallel levers, one for forward operation and the other for reverse operation. A telescopic bar, fitted to either the forward or reverse lever, transmits the effort to the jaw mechanism.

This parallel clamping system provides an evenly distributed grip at a lower force, resulting in less rope wear. The load is held securely at all times.



TRPA (Steel)



TRPA (Aluminium)

- Range from 800kg to 5400kg (Lifting Capacity)
- Lightweight manual pulling machines - simple and safe to operate
- Corrosion free aluminium alloy casing
- Steel versions also available
- Rope clamp system easily disengaged with a lever allowing smooth installation of wire rope
- Individually serial numbered for traceability
- Usable at horizontal, vertical and angled working positions
- Equipped with an anchor bolt offering numerous connection possibilities
- Supplied with relevant certification and user instructions
- Compact high-strength
- 20m steel wire with eye hook as standard
- Overload protection built in, with a shearing pin in the forward lever
- Shear pins can be replaced without removing the load
- Spare shear pins supplied
- Parallel clamping system providing evenly distributed grip at a lower force, resulting in less rope wear

Tiger wire rope pulling machines are suitable for pulling, lifting, tensioning and releasing in any direction.

They are available in light and compact aluminium or pressed steel construction for applications where aluminium is not recommended.

The wire rope puller comes with a telescopic operating handle* and 20 metres of wire rope fitted with an eye-type hook as standard. Any length of rope can be supplied to your requirements. Alternatively the wire rope puller is available as a machine only, without wire rope. (*the operating handle with the 800kg TRPA/TRPS is not telescopic)

These units meet and exceed all the requirements within BS EN 13157:2004+A1:2009.

Product Code (ALUMINIUM CASING)	WLL (kg)	Pulling Capacity (kg)	Rope Diameter (mm)	Breaking Strain (kN)	Effort (kg)	Advance/ Pull (mm)	Net Weight (kg)	Overall Length (mm)	Overall Height (mm)	Overall Width (mm)
TRPA-08	800	1200	8.3	43	35	52	6.0	426	235	64
TRPA-16	1600	2400	11	120	41	55	11.0	545	280	97
TRPA-32	3200	4800	16	162	45	28	22.0	660	325	116
TRPA-54	5400	8000	20	264	76	30	59.0	930	480	152

Product Code (STEEL CASING)	WLL (kg)	Pulling Capacity (kg)	Rope Diameter (mm)	Breaking Strain (kN)	Effort (kg)	Advance/ Pull (mm)	Net Weight (kg)	Overall Length (mm)	Overall Height (mm)	Overall Width (mm)
TRPS-08	800	1200	8.3	43	35	52	8.0	440	265	63
TRPS-16	1600	2400	11	120	41	55	14.5	550	300	77
TRPS-32	3200	4800	16	162	45	28	28.0	690	350	91

Increase the pulling and lifting capacity:

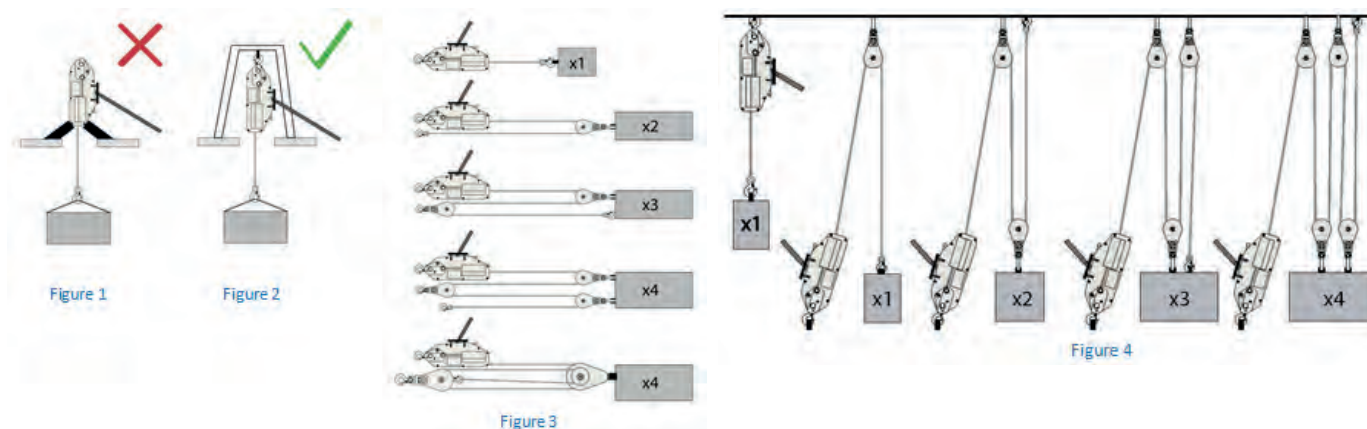
Various methods of rigging are shown. For the correct and incorrect method refer to figures 1 and 2. Other methods of rigging will increase the capacity of the machine – refer to figures 3 and 4.

In examples 3 and 4 the maximum working load limit (WLL) of the pulley and anchor point shall be equal to or greater than two times the WLL.

NOTE: When the wire rope puller is anchored directly to a fixed point, ensure that there are no obstructions around the machine which could prevent the wire rope, puller and anchor from operating in a straight line.

It is recommended to use a sling of similar capacity between the anchor point and the unit.

WARNING: Any rigging configuration which requires the calculation of forces applied should be checked by a competent engineer, with special attention to the strength of the fixed point used.



Webbing puller



Tiger webbing pullers are designed for use in hot line applications. They are lightweight and incorporate a webbing strap and lever handle. When clean and dry, the polyester webbing strap provides insulating properties.

Along with the Fibre Reinforced Plastic (FRP) insulated handle this increases electrical safety when tensioning conductors and similar tasks. It also has a load holding function in both forward and reverse modes which are selected by a single click of the ratchet tab. The handle can rotate 360° to allow the most efficient use of the ratchet at any angle.

Not to be used for lifting. Not to be used for supporting people.



- Capacities 1t- 2t
- When clean and dry the web strap is non-conductive
- Insulated handle
- Handle rotates full 360°
- Automatic brake with notch at a time operation
- Up-Neutral-Down
- Free wheeling
- Lightweight and compact
- Voltage Proof Test 15kV
- 4:1 factor of safety



Product Code	Capacity (tonne)	Strap Size	Lever Length (mm)	Max Length (mm)	Min Length (mm)	Net Weight (kg)
WS-1000	1.0	2 x 33	400	2000	420	3.2
WS-1500	1.5	2.2 x 40	460	2000	420	4.5
WS-2000	2.0	2.2 x 40	460	2000	450	4.5

Entertainment rigging



- A range of Tiger products available in black finish for the entertainment industry
- Chain blocks, lever hoists, beam clamps, trolleys and combination block and trolley units
- Black chain carriers for chain block hand chain available
- Different capacities and heights of lift to suit your specific requirements
- Durable lightweight products
- Proven track record
- See individual product pages for full specifications

Please also see our height safety and winching products for details of other equipment which may be useful for the entertainment industry.

Universal beam clamp BCU

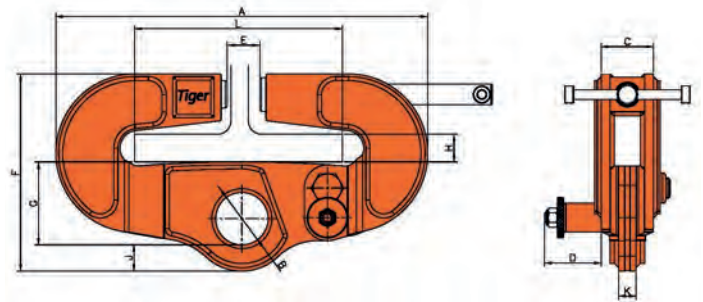


The Tiger Universal Beam Clamp Model No BCU has been designed not only for vertical use, but also for side load applications, where conventional clamps are not suitable. This clamp is highly flexible in application and can be used for lifting, pulling or as a semi-permanent anchor point.

It can be loaded at any angle and eliminates the use of spreader beams in various lifting operations.

- Suitable for pulling and lifting at angles across the beam
- Designed for both vertical and side loading applications - can be loaded at any angle
- Full rated capacity at any lifting angle

Warning: Do not exceed working load limits or use this equipment for lifting flat plate sections



- 2.0t, 3.0t, 5.0t and 10.0t capacities available
- *NEW* 10t deep flange option (to 40mm)
- Quick and versatile rigging point for hoisting equipment
- Low headroom design
- Highly flexible – for lifting, pulling or as a semi-permanent anchor point
- Designed to accommodate a wide range of beam widths
- Multi directional adjusting screw spindle ensures a high clamping force to the beam web
- Operating temperature -40°C to +80°C (temperature range of -60°C to +80°C available as an option)
- 4:1 factor of safety
- Complies with ASME B30.20 and EN13155:2003+A2 :2009

Product Code	Capacity (tonne)	Dimensions (mm)											Net Weight (kg)
		A	B	C	D	E	F	G	H	J	K	L	
BCU-0200	2.0	337	58	60	68	32	203	88.5	25.5	22.5	20	76-190	10.0
BCU-0300	3.0	387	60	70	63	32	235	100	25.5	28	20	125-204	15.5
BCU-0500	5.0	524	70	74	72	32	268	120	25.5	36	24	125-305	27.0
BCU-1000	10.0	524	70	75	82	32	278	120	25.5	38	25.5	125-305	31.0
BCU-100D	10.0	539	76	76	82	47	286	120	40	38	25.5	125-305	33.0

Bulb flat bar anchor clamp BCB

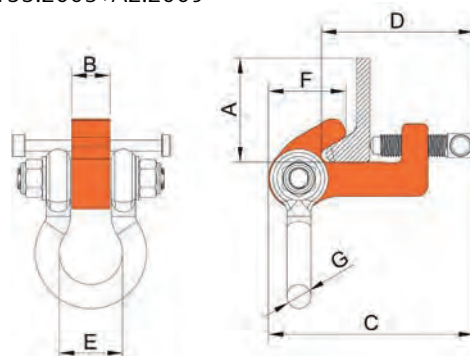
The Tiger BCB bulb bar anchor is designed for attaching to bulb profiles of bulb flat bars approved for lifting applications. These are often found in ship compartments, engine rooms and overhead bridge deck structures. The bulb bar anchor provides a quick and versatile, semi-permanent lifting point. The large integrated shackle gives easy connection for all different types of lifting machines.

Each unit comes fully certified with a test certificate or an EC Declaration of Conformity stating compliance with the essential health and safety requirements of the Machinery Directive 2006/42/EC.

Please note that this model must NOT be used for lifting beams. It is a suspension point.

- 1.5t and 3.0t capacities available
- Quick and versatile rigging point for hoisting equipment when attached to bulb flat bars approved for lifting applications
- Shackle suspension point
- No tools required-integrated adjusting screw spindle
- Operating temperature -40°C to +80°C (temperature range of -60°C to +80°C available as an option)
- Up to 45° side loading with no deration
- 15° cross loading with no deration
- 4:1 factor of safety, even at the angles shown
- These units meet and exceed all the requirements within BS EN 13155:2003+A2:2009

Product Code	Capacity (tonne)	Dimensions (mm)							Net Weight (kg)
		A	B	C	D	E	F	G	
BCB-0150	1.5	160-240	35	173-200	125-151	58	71	22	3.6
BCB-0300	3.0	240-320	42	214-241	155-182	68	94	25	6.4




Adjustable angle beam clamp BCA

This BCA clamp serves as an anchor or lifting point when attached to an overhead steel angle section approved for lifting applications. This clamp can be used up to a maximum of 15° from the vertical.

- 1.0t and 3.0t capacities available
- V shaped clamping jaws ensures safe and secure grip
- Designed to accommodate a wide range of steel angle sections
- No tools required – integrated adjusting screw spindle
- Operating temperature -40°C to +80°C (temperature range of -60°C to +80°C available as an option)
- Shackle suspension point
- 4:1 Safety factor
- These units meet and exceed all the requirements within BS EN 13155:2003+A2:2009 and AS4991

Product Code	Capacity (tonne)	Dimensions									Net Weight (kg)
		A	B	C	D	E	G	H	J	K	
BCA-0100	1.0	6	76	81	83	206	15	258	16	38-101	5.5
BCA-0300	3.0	10	106	112	104	343	25	490	22	101-203	23.5



Fixed jaw heavy duty beam clamp with shackle BCF



- Range from 1.0t to 30.0t
- *NEW* 6.0t and 10.0t models available to suit extra wide flange beams
- Quick and versatile rigging point for hoisting equipment
- Shackle suspension point
- Suitable for pulling and lifting at angles across the beam
- Up to 90° side loading with no deration
- 15° cross loading with no deration
- Highly flexible- for lifting, pulling or as a semi-permanent anchor point
- Evenly distributed loads achieved through maximum jaw surface area
- Multi directional adjusting screw spindle ensures a high clamping force to the various flange sizes within its capacity
- Beam width range 75mm to 457mm
- Optional locking device for 1t -10t (as standard on 15t - 30t)
- Operating temperature -40°C to +80°C (temperature range of -60°C to +80°C available as an option)
- 4:1 factor of safety
- These units meet and exceed all the requirements within BS EN 13155:2003 + A2:2009 and AS4991

No deration up to 90° has been established for Tiger BCF model clamps and applies only for overhead beam attachments. It DOES NOT apply when used for lifting beams.

We advise that structural calculations are carried out on all beams and supporting steel work by qualified engineering departments to ensure safe operation.



Spark resistant beam clamp



Ex II 2 GD c IIC T4 IIIC T135°

In many areas of industry, plants are operated with potentially explosive atmospheres. Due to the very high risk to personal and other assets, extremely strict guidelines and technical requirements are in place in explosive zones.

Tiger Spark Resistant products are manufactured in accordance with ATEX Directive 2014/34/EU and the Machinery Directive 2006/42/EC.

Suitable for gas and dust hazardous areas: Zone 1 & 2 (gas) and Zone 21 & 22 (dust).

- Copper plated suspension shackle and adjusting bar
- Special corrosion protected coated body
- Optional beam locking device

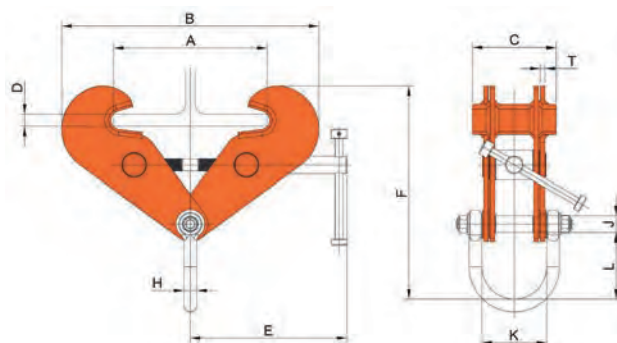
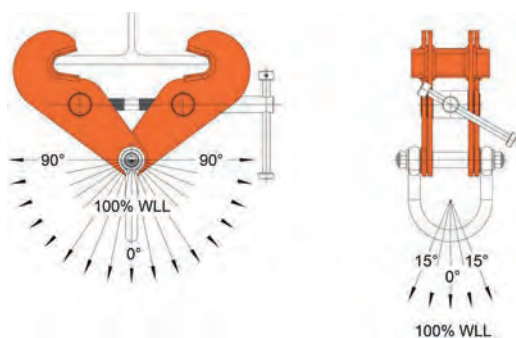


Certification:

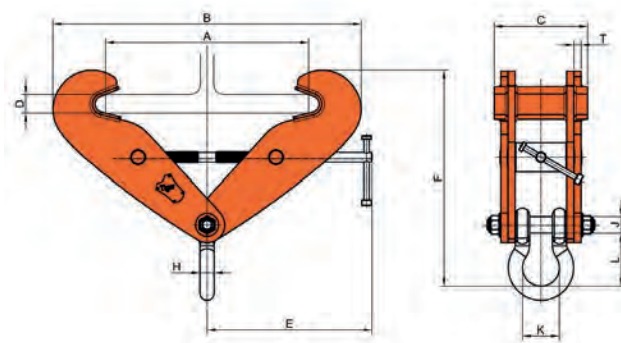
Under the ATEX Directive 2014/34/EU, equipment for areas with an explosion hazard are assigned to groups, categories and temperature classes. Our products are assigned as follows: Ex II 2 GD c IIC T4 IIIC T135°C

Ex II 2 GD c IIC T4 IIIC T135°C

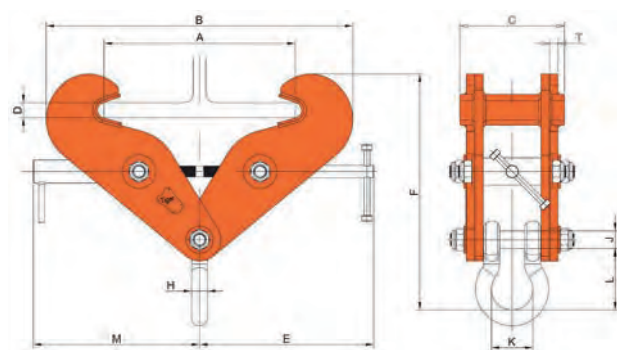
II	2	GD	c	IIC	T4	IIIC	T135°C	
								T135°C
								Dust Temperature Class: Maximum external surface temperature 135°C
								IIIC
								Groups of Dust: Protected for group IIIC which includes groups IIIA & IIIB
								T4
								Gas Temperature Class: Maximum external surface temperature 135°C
								IIC
								Gas Explosion Group: Protected for group IIC which includes groups IIA & IIB
								c
								Protection type: Design safety
								GD
								Ex Atmosphere: Gas and Dust
								2
								Category: High Safety
								II
								Equipment Group: surface industries



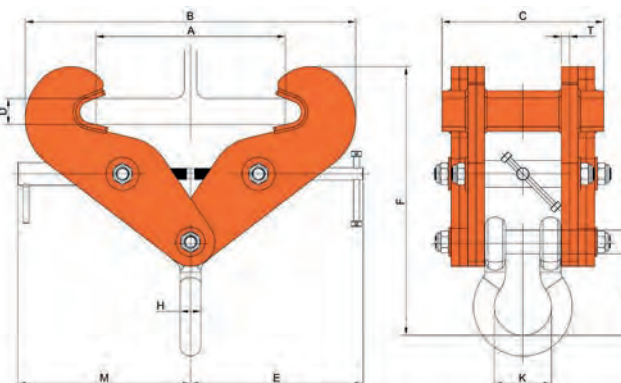
1t - 6t



10t



15t & 20t



30t

Product Code	Capacity (tonne)	Dimensions (mm)												Net Weight (kg)
		A	B	C	D	E	F	H	J	K	L	M	T	
BCF-0100	1.0	75-195	206-321	105	20	195	300-266	16	21	80	84		6	5.5
BCF-0200	2.0	75-195	206-321	105	20	195	311-276	18	21	88	95		8	6.5
BCF-0300	3.0	100-350	223-476	140	25	270	418-344	22	27	110	105		10	12.0
BCF-030S	3.0	75-190	216-325	140	20	195	310-271	22	27	110	105		10	9.5
BCF-0500	5.0	100-310	223-438	140	25	286	424-368	27	27	124	111		12	14.5
BCF-050S	5.0	75-190	216-325	140	20	195	315-276	27	27	124	111		12	11.0
BCF-0600	6.0	203-457	411-691	140	42	370	558-470	27	27	124	111		12	29.0
BCF-1000	10.0	120-350	282-511	210	30	316	460-389	32	37	83	120		16	28
BCF-100W	10.0	203-457	415-694	210	42	370	572-485	32	37	83	120		16	44.5
BCF-1500	15.0	203-457	463-742	250	36	416	644-558	38	44	99	146	400	20	76
BCF-2000	20.0	203-457	471-766	300	50	416	697-609	45	49	126	179	410	25	100.0
BCF-3000	30.0	203-457	483-800	390	63	416	742-648	50	57	138	197	416	20	152.0

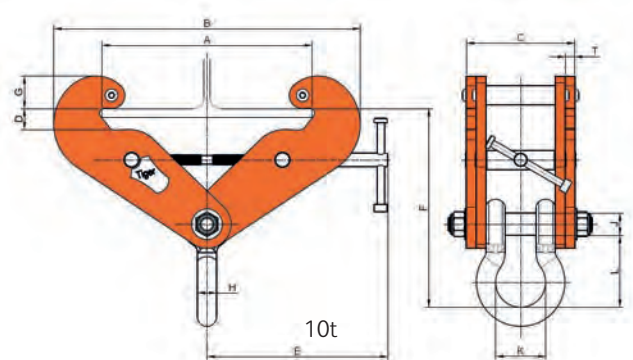
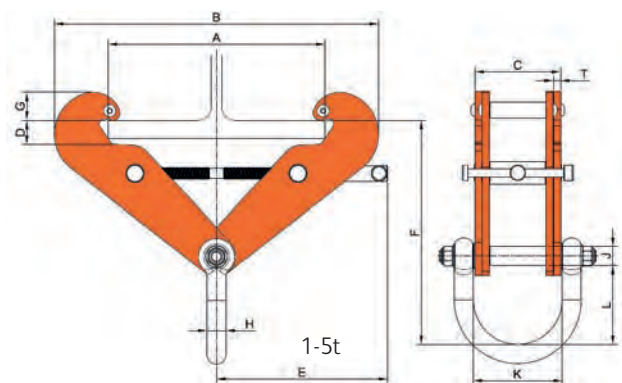
Adjustable beam clamp with shackle BCS



- Range from 1.0t to 10.0t
- Quick and versatile rigging point for hoisting equipment
- Shackle suspension point
- Highly flexible – for lifting, pulling or as an anchor point
- Multi directional adjusting screw spindle for easy attachment and safe and secure grip
- Wide Beam flange adjustment range
- Operating temperature -40°C to +80°C (temperature range of -60°C to +80°C available as an option)
- 5:1 factor of safety
- These units meet and exceed all the requirements within BS EN 13155:2003+A2:2009 and AS4991
- Optional locking device



Optional locking device



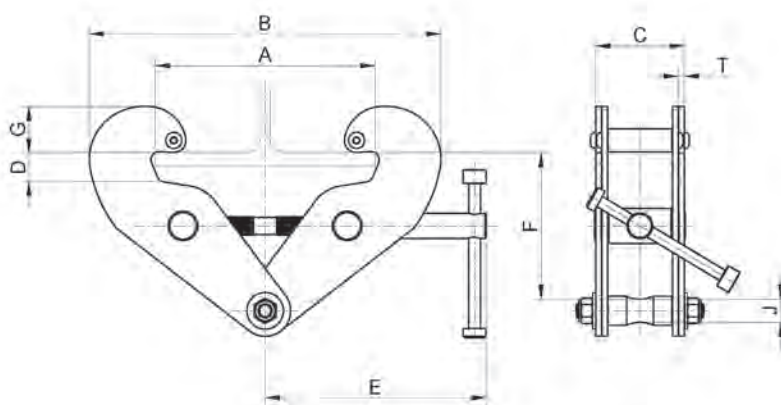
Note: Some stock in the 1t – 5t range may be supplied with a bow shackle rather than a D shackle (as in the drawing of the 10t unit above). If the fitting or dimensions are critical please contact us for information on availability.

Product Code	Capacity (tonne)	Dimensions											Net Weight (kg)
		A	B	C	D	E	F	G	H	J	K	L	
BCS-0100	1.0	75-210	182-328	77	24	195	250-225	52-38	16	21	81	83	4.5
BCS-0200	2.0	75-210	182-328	85	24	195	260-236	52-38	18	21	89	94	5.5
BCS-0300	3.0	75-305	214-460	107	25	250	357-311	58-40	22	27	112	105	9.5
BCS-0500	5.0	75-305	214-460	121	25	250	363-315	58-40	27	27	125	111	11.0
BCS-1000	10.0	120-350	295-510	180	30	300	381-330	71-54	32	37	83	120	26.5

Adjustable beam clamp BC



- Range from 1.0t to 10.0t
- Quick and versatile rigging point for hoisting equipment
- Low headroom because of the built in anchor point
- Multi directional adjusting screw spindle for easy attachment and safe and secure grip
- Wide Beam flange adjustment range
- Operating temperature -40°C to +80°C (temperature range of -60°C to +80°C available as an option)
- 5:1 factor of safety
- These units meet and exceed all the requirements within BS EN 13155:2003+A2:2009 and AS4991
- Optional locking device

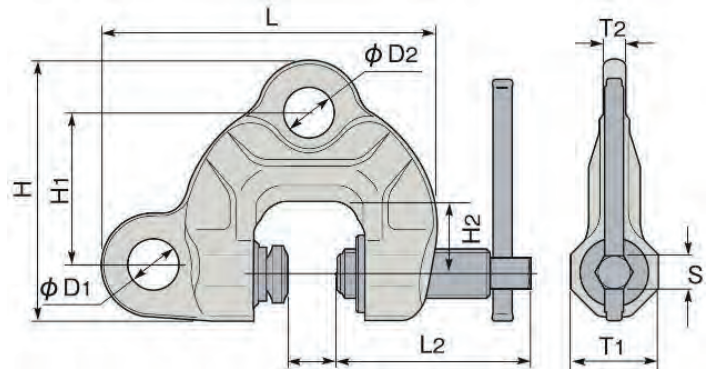


Product Code	Capacity (tonne)	Dimensions								Net Weight (kg)
		A	B	C	D	E	F	G	J	
BC-0100	1.0	75-210	182-328	77	24	195	144-117	52-38	20	4.0
BC-0200	2.0	75-210	182-328	85	24	195	144-117	52-38	20	4.5
BC-0300	3.0	75-305	214-460	107	25	250	224-179	58-40	22	8.0
BC-0500	5.0	75-305	214-460	121	25	250	224-175	58-40	28	10.0
BC-1000	10.0	120-350	295-510	182	30	300	222-171	71-54	43	24.5

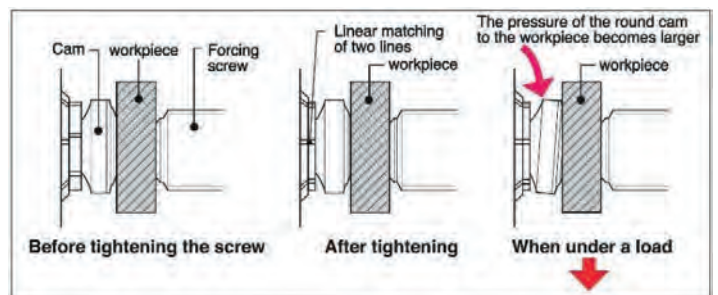

Safety screw cam clamp CSS

The Tiger CSS safety screw cam clamp with Double Eye Anchor Points & Safety Torque Feature is suitable for many applications. This screw cam clamp is for all-purpose uses, such as lifting, lateral pulling and turning over materials. Adequacy of tightening can be visually confirmed by the visual torque safety feature.

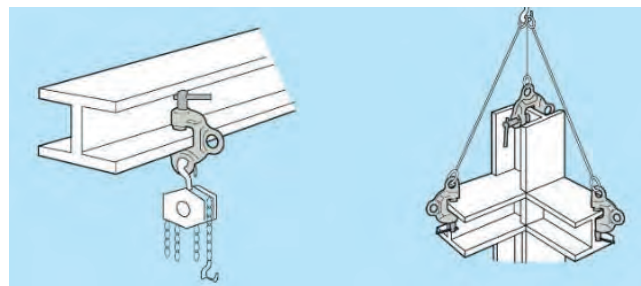
- Spherical universal designed screw cam provides an extra powerful clamping force on a workpiece even when vibrations occur during operation
- Cam holder and collar have phosphorescent (glow-in-the-dark) paint for easy recognition of adequate torque tightening



Product Code	Capacity (tonne)	Jaw Opening (mm)	Dimensions (mm)										Net Weight (kg)
			L	L2	H	H1	H2	D1	D2	T1	T2	S	
CSS-0050	0.5	0-25	158	89	121	72	30	27	27	46	13	17	1.9
CSS-0100	1.0	0-40	208	121	161	94	45	32	32	54	14	21	3.6
CSS-0200	2.0	0-40	227	121	177	105	45	36	32	60	18	21	4.8
CSS-0320	3.2	0-40	252	136	196	119	50	45	35	64	20	21	7.0
CSS-0630	6.3	0-50	291	151	225	132	55	50	41	90	43	21	17.0



Examples of use:



Always lift work pieces at two or more points for safety

Universal plate clamp CPU

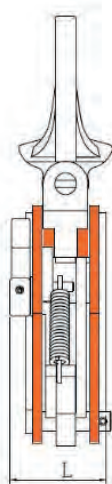
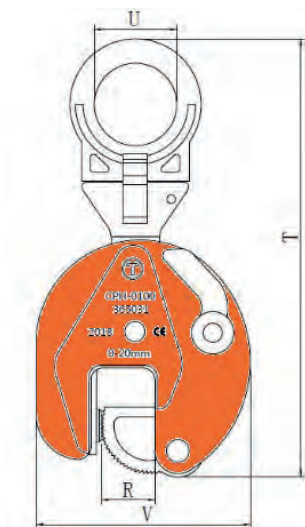


The Tiger CPU Clamp can be used for lifting and transporting steel plates and structures from all positions (horizontal, vertical and sidelong). As well as transporting plates, this clamp is well-suited to turning over steel structures and welded constructions. It has an articulated lifting shackle so can be fitted to a steel plate in any position. It is designed to be used with a two leg chain sling for lifting longer plates without the need for a spreader beam. The CPU is equipped with a pre-tension mechanism ensuring the clamp does not slip when lifting force is applied and when a load is being lowered. For use with plates with surface hardness of up to 300 Brinell (HB) / 32 Rockwell C (HRC).

Plate Clamps should not be used if the surface temperature of the material being lifted is above 100°C. (212°F). The ambient temperature of the operating environment should not be lower than -40°C and not be higher than +80°C (temperature range of -60°C to +80°C available as an option.)



CLAMPING

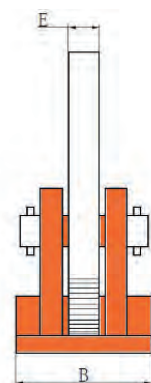
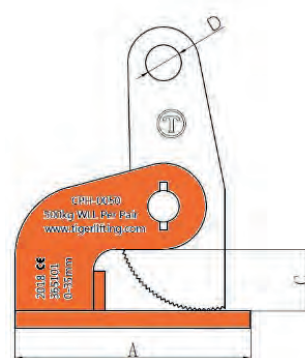


Product Code	Capacity (tonne)	Dimensions (mm)					Net Weight (kg)
		Jaw Opening R	T	U	V	L	
CPU-0050	0.5	0-15	205	30	105	48	2.0
CPU-0100	1.0	0-20	300	50	145	66	5.0
CPU-0200	2.0	0-25	385	68	175	75	8.0
CPU-0320	3.2	0-30	430	75	215	102	15.0
CPU-0500	5.0	0-50	500	68	232	112	21.0

Horizontal plate clamp CPH



The Tiger CPH clamp is a horizontal lifting clamp intended to be used in pairs, sets of pairs, or in a tripod arrangement for transporting steel plates horizontally. They can be used to lift all types of materials in plate form providing that the plate can withstand the forces imposed on it. These clamps are only suitable for lifting single plates with a surface hardness below 300 Brinell (HB) / 32 Rockwell C (HRC).



Product Code	Capacity (tonne)	Dimensions (mm)					Net Weight (kg)
		Jaw Opening C	A	B	C	D	
CPH-0050	0.5	0-35	140	65	38	20	2.3
CPH-0100	1.0	0-60	180	80	68	25	5.8
CPH-0200	2.0	0-60	180	80	68	25	6.7

Screw cam clamp CSC



The Tiger CSC 'swivel hook' screw cam clamp is suitable for many applications. It is particularly useful for lifting and pulling sheet metal, girders, and steel constructions. It is fitted with a movable cam on the thread spindle which provides a powerful clamping force on the object being moved.

It can be used for lifting and transporting a large variety of different shaped steel, ranging from steel plates and structured steel to curved and spherical shaped steel. As well as transporting plates, this clamp is well-suited to turning over steel structures and welded constructions. It is also designed to be used in conjunction with a Tiger lever hoist to align steel structures of fabrications. These clamps are ideally suited for the construction industry.

When loaded, the Cam swivels in proportion to the load applied and the teeth edges of the cam bite into the plate to increase the clamping force, even when vibrations occur during operation.



Drum lifting clamp CDL



Tiger CDL drum lifting clamp has been designed to lift and transport steel drums and is lightweight and easy to use. If you are lifting empty or sealed drums, then one clamp is sufficient on its own. If you are lifting an open full drum, then two clamps should be used with a two-legged sling.



Vertical drum clamp CDV



The Tiger CDV-0060 drum clamp has been designed to lift and transport drums in the vertical position. One clamp can be used to lift drums with or without their lids by gripping the rim of the drum. Its lightweight and small overall design makes it ideal for picking up drums that sit tightly on pallets. The centre of gravity of the drum is below the lifting point during transportation.



Pipe lifting clamp CPL



The Tiger CPL pipe lifting clamps are used in sets of three for the vertical transportation of concrete pipe sections with a diameter of up to 2m. The jaw capacity is designed for pipe thickness of 40-220mm for the 1.5t capacity set and 90-220mm for the 3.0t capacity set. Attachment and removal of the clamps from the pipe is extremely easy due to the simple and straightforward design. For concrete according to DIN4034. The working load limits shown are based on a set of three clamps.



Rail clamp CRT

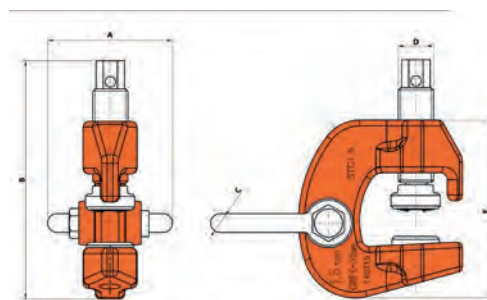


The Tiger CRT rail clamps are designed to lift and pulling single rails lengthways and crossways, securely and safely. The clamps are designed to fit most types of rail section currently in use. The clamps are locked onto the rail-head via a lever operated spring mechanism. Very solid, practical design with low dead weight. For rail sizes S49, S54, S60s, UIC60.



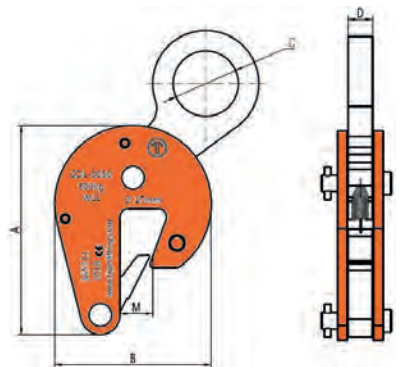
CSC

Product Code	Capacity (tonne)	Dimensions (mm)						Net Weight (kg)
		Jaw Opening	A	B	C	D	E	
CSC-0050	0.5	0-28	52	158	11	18	105	0.7
CSC-0150	1.5	0-32	77	210	16	30	152	4.0
CSC-0300	3.0	0-50	88	270	19	36	191	6.0
CSC-0600	6.0	0-75	153	290	32	45	255	18.0



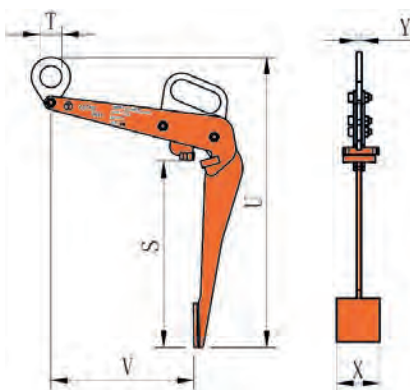
CDL

Product Code	Capacity (tonne)	Dimensions (mm)					Net Weight (kg)
		Jaw Opening M	A	B	C	D	
CDL-0050	0.5	0-17	128	96	40	16	1.6



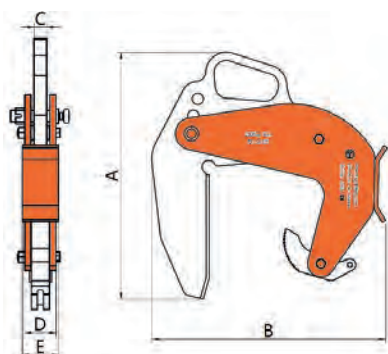
CDV

Product Code	Capacity (tonne)	Dimensions (mm)						Net Weight (kg)
		U	S	V	T	X	Y	
CDV-0060	0.6	765	434	305	50	100	12	7.0



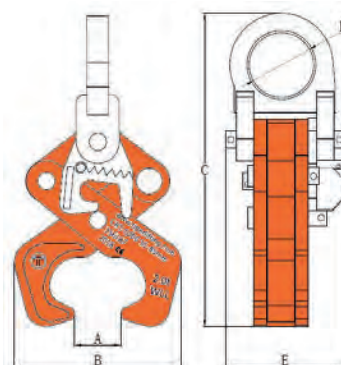
CPL

Product Code	Capacity (tonne)	Dimensions (mm)						Net Weight (kg)
		Jaw Opening	A	B	C	D	E	
CPL-0150	1.5	40-120	415	361	20	54	64	12.3
CPL-0300	3.0	90-220	490	486	25	61	70	27.5



CRT

Product Code	Capacity (tonne)	Dimensions (mm)					Net Weight (kg)
		Jaw Opening A	B Max	C Max	D	E	
CRT-0200	2.0	15-85	170	302	60	111	6.2



Brake hand winch BHW




The Tiger Brake Winch is a high quality multi-purpose winch used for a wide variety of lifting and hoisting applications. The automatic brake ensures the load remains suspended when the crank is released and avoids unchecked descent of the load; there is no freewheeling making the hand winch extremely safe to operate. All the mechanical components are enclosed for protection against dust, dirt and rain contamination. This equipment has a lifting capacity ranging from 800lbs to 2600lbs. The BHW is compact and lightweight yet rugged and durable. These units meet and exceed all the requirements within BS EN 13157:2004+A1:2009.

- The original brake hand winch
- High quality multi-purpose winch
- Automatic load-actuated brake can hold the load in any position
- Compact, light-weight and rugged construction
- Gears and brakes fully covered to prevent dust, dirt and rain contamination
- Heat treated gears
- Very low operator effort required for easy operation
- Dual handle pinion shaft option available on all models, allows handle to be fitted on both sides
- Universal mounting plate
- Available as 800lb, 1200lb, 1800lb and 2600lb models.
- For cable and strap
- Finished in high quality powder coat paint offering excellent corrosion protection
- Noiseless 1200lb model available
- Fully corrosion protected versions available
- 3D Drawings available on full range for project planning
- Operating temperature of -40°C to +80°C (temperature range of -60°C to +80°C available as an option)



Dual Handle Option



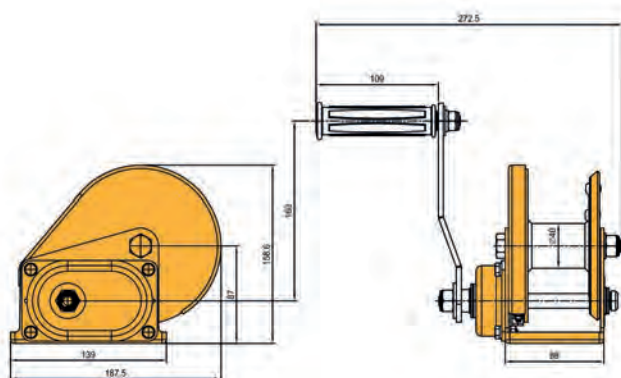
Noiseless 1200lb model (BHW-1200-N)

Product Code	Pulling capacity (lbs/kg)	Lifting capacity (lbs/kg)			Gear ratio	Hub dia Ø (mm)	Handle length (mm)	Unit weight (kg)	Cable diameter (mm/inch)	Cable storage cap. (m)	Strap storage cap. (m)
		1st Layer	Mid Layer	Last Layer							
BHW-0800	800/360	800/360	560/254	400/180	4.1:1	Ø40	160	3.0	Ø4/Ø5/32	36	9.1
BHW-1200	1200/550	1200/550	864/392	600/275	4.1:1	Ø50	210	3.5	Ø5/Ø3/16	23	8.5
BHW-1200-N	1200/550	1200/550	864/392	600/275	4.1:1	Ø50	210	4.0	Ø5/Ø3/16	23	8.5
BHW-1800	1800/800	1800/800	1239/562	900/400	5:1	Ø70	320	8.0	Ø6/Ø1/4	24	14.1
BHW-2600	2600/1180	2600/1180	1861/844	1300/590	10:1	Ø82	320	10.5	Ø8/Ø5/16	18	10.6

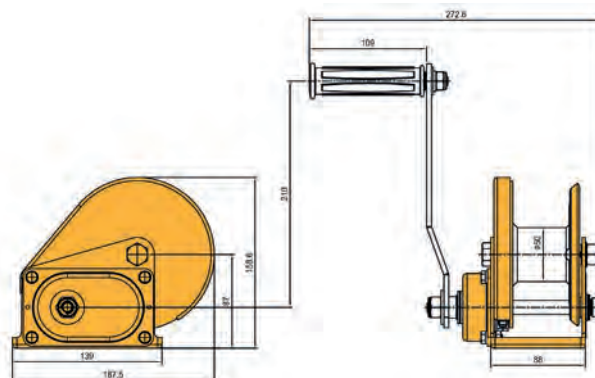
Corrosion resistant version

This model has a fully corrosion protected body and components to ensure reliable long-term use. The external coating is completed with a two-stage finish combining electroplating as a base layer and then finished with a very hard-wearing sand texture powder coating paint which offers excellent corrosion protection and high impact protection. This coating has been proven to be effective through at least 1500 hours of the ASTM B 117 Salt Spray Test and gives the properties of stainless steel without the cost implications.

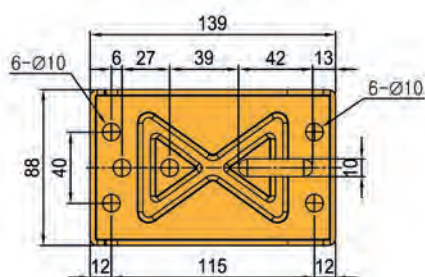




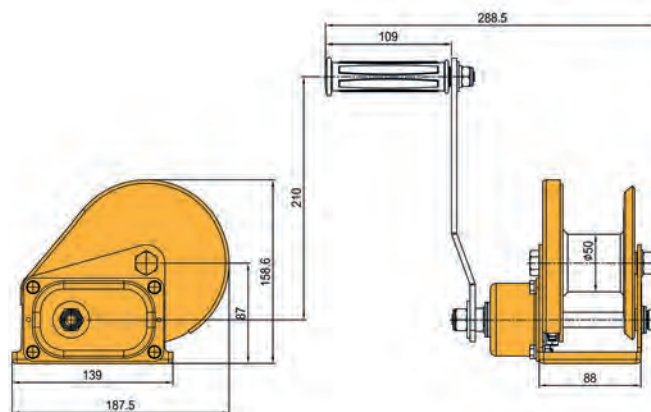
BHW-0800



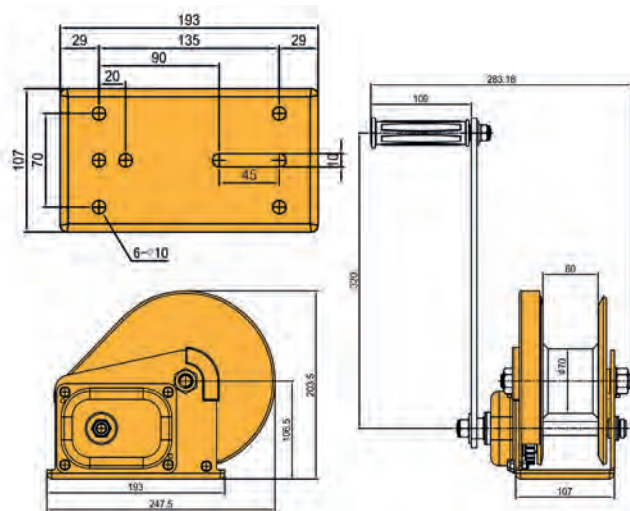
BHW-1200



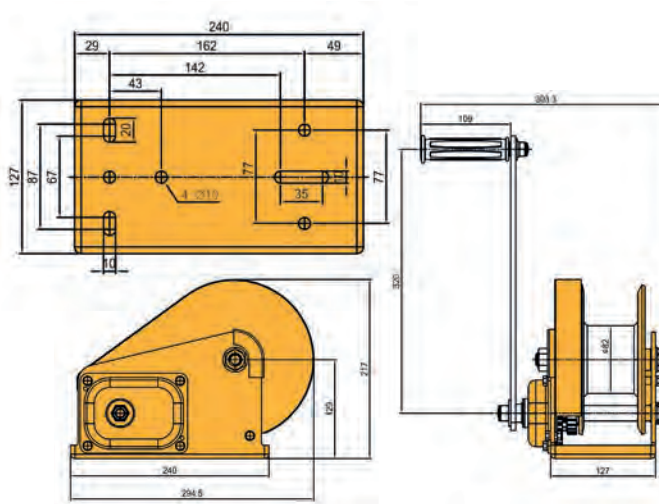
Mounting plate for BHW-0800/1200/1200-N



BHW-1200-N



BHW-1800



BHW-2600

Winch straps (for pulling only)

Product Code	Description	Width (mm)	Thickness (mm)	Breaking Load (kg)	Available for
TG-48	6 meters with safety hook	48	1.2	2068.5	BHW-0800 & BHW-1200
TG-54	9 meters with safety hook	54	1.4	2864.0	BHW-1800
TG-60	9 meters with safety hook	60	1.7	4136.0	BHW-2600

Wire rope

Product Code	Description	Diameter (mm)	Breaking Load (kg)	Available for
WWR-04-30	30 meters with safety hook	4	1270	BHW-0800
WWR-05-20	20 meters with safety hook	5	2000	BHW-1200
WWR-06-22	22 meters safety hook	6	3000	BHW-1800
WWR-08-16	16 meters with safety hook	8	4500	BHW-2600

Ceiling mounted winches



Ceiling Mounted Winch SF-5000 (wire)/SF-5000-S (strap)

- 5000lb/2270kg capacity
- Split reel, which allows for operation of two cables
- Loop drive allows the winch to be mounted out of reach and operated with an extension pole fitted to engage the loop
- Various loop sizes available
- Positive load-actuated brake can hold the load in any position
- Gears and brake are fully covered to prevent dust, dirt and rain contamination
- Very low operator effort is required for easy operation



SF-5000



SF-5000-S

Electric Ceiling Mounted Winch SF-5000E (wire)/SF-5000E-S (strap)

- 5000lb/2270kg capacity
- Compact and light weight
- Split reel, which allows for operation of two cables
- Completely sealed to prevent dust, dirt and rain contamination
- Brake motor for quick and safe stopping
- Very low operator effort is required for easy operation
- Powerful and smooth
- Can be operated manually during power failure (option)
- Widely used in the poultry industry
- Multiple winches can be linked to control boxes as an option



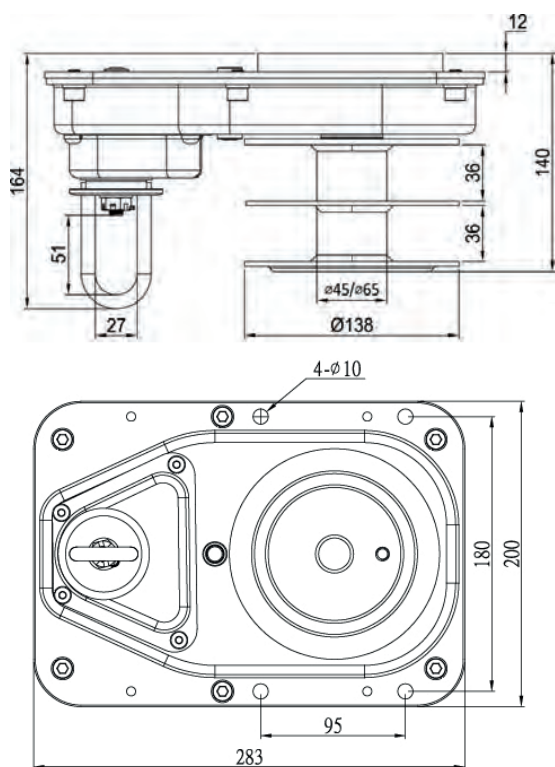
SF-5000E

Heavy Duty Worm Gear Winch WL-4600

- 4600lb/2090kg capacity
- Self-braking
- Available in regular or split reel, which allows for operation of two line or cables for greater versatility
- Completely sealed to prevent dust, dirt and rain contamination

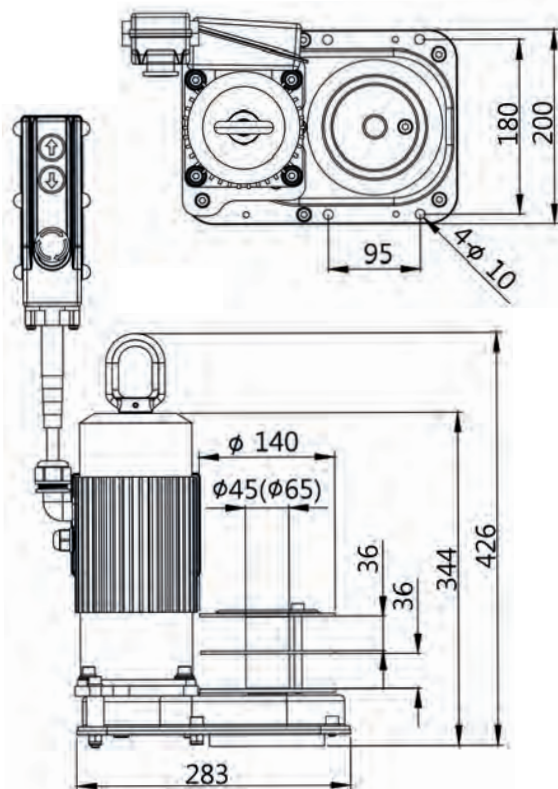


WL-4600

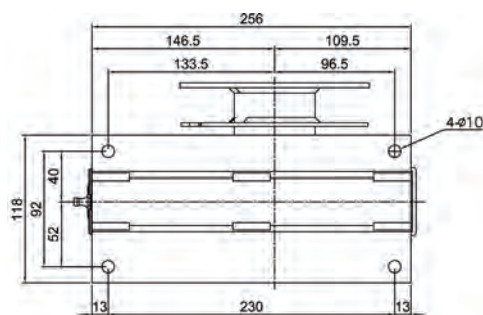


SF-5000

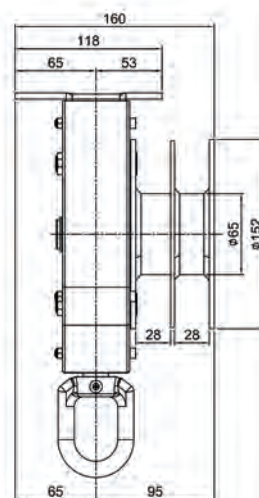
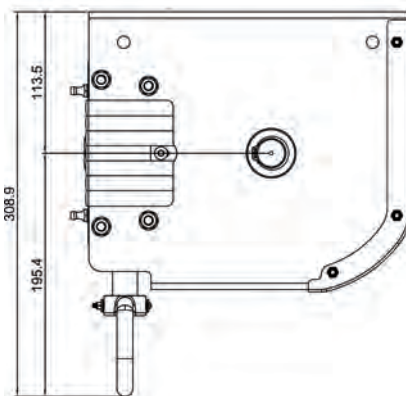
Drum diameter:
SF-5000 (for wire)= $\varnothing 65$ mm
SF-5000 (for strap)= $\varnothing 45$ mm



SF-5000E



WL-4600



Product Code	Pulling capacity (lbs/kg)	Lifting capacity (first layer)	Lifting capacity (final layer)	Hand force (kg)	Gear ratio	Hub diameter (mm)	Handle length (mm)	Unit weight (with handle) (kg)	Unit weight (with loop) (kg)	Cable diameter (mm/inch)	Cable storage cap. (m)
SF-5000	5000/2270	5000/2270	2670/1210	4	90.24:1	$\varnothing 65$	N/A	N/A	9.3	$\varnothing 6.4/\varnothing 1/4$	11*2
SF-5000-S	5000/2270	5000/2270	2670/1210	4	90.24:1	$\varnothing 45$	N/A	N/A	9.3	N/A	4.5*2
SF-5000E	5000/2270	5000/2270	2670/1210	N/A	90.24:1	$\varnothing 65$	N/A	N/A	23.14	$\varnothing 6.4/\varnothing 1/4$	11*2
SF-5000E-S	5000/2270	5000/2270	2670/1210	N/A	90.24:1	$\varnothing 45$	N/A	N/A	23.14	N/A	4.5*2
WL-4600	4600/2090	4600/2090	2285/1035	6	65:1	$\varnothing 65$	N/A	N/A	12.5	$\varnothing 6.4/\varnothing 1/4$	11*2

Hand winches



General Purpose Hand Winch HW-2000

- 2000lb/900kg capacity
- Available in regular or split reel, which allows for operation of two line or cables for greater versatility
- Available in handle or loop drive models
- Can be ceiling mounted with loop drive

General Purpose Hand Winch HW-1200

- 1200lb/545kg capacity
- Ability to disengage the gear to allow fast pay out of the cable

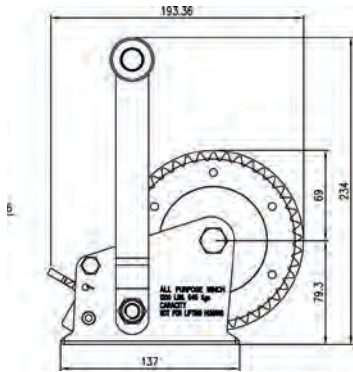
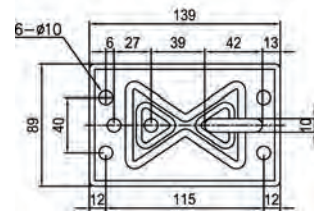
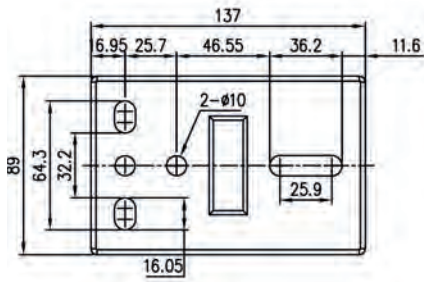
General Purpose Hand Winch HW-0600

- 600lb/270kg capacity
- Ability to disengage the gear to allow fast pay out of the cable

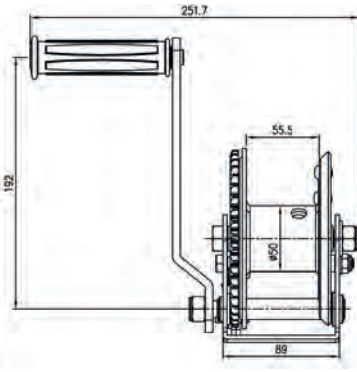
Operating temperature -40°C to +80°C (temperature range of -60°C to +80°C available as an option)

Product Code	Split Reel	Pulling Capacity (lbs/kg)	Hand Force Required (kg)	Gear Ratio	Hub Diameter (mm)	Handle Length (mm)	Unit Weight (with handle) (kg)	Unit Weight (with loop) (kg)	Cable Diameter (mm/inch)	Cable Storage Cap. (m)
HW-0600		600/270	7	3.1:1	Ø19	175	2.26	N/A	Ø4.0/ Ø5/32	28
HW-1200		1200/545	20	4.1:1	Ø50	210	2.84	N/A	Ø4.8/ Ø3/16	29
HW-2000-S	Yes*	2000/900	4.5	41:01:00	Ø48	190	5.7	5.42	Ø4.8/ Ø3/16	8.8 per side
HW-2000		1000/450	2.25	41:01:00	Ø48	190	5.5	5.22	Ø4.8/ Ø3/16	17.6

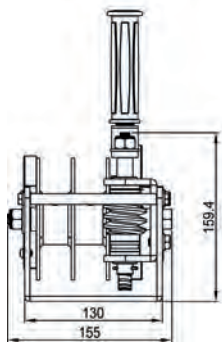
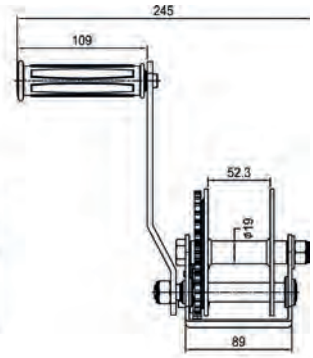
*Weights for HW range are for single reel model
For winches with split reels, each side has half the capacity



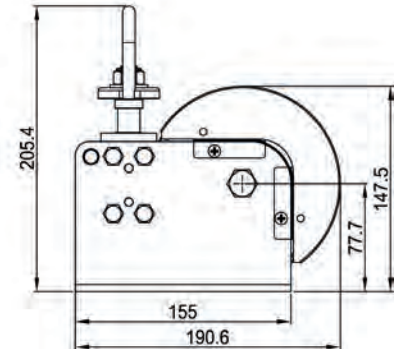
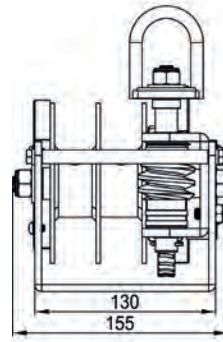
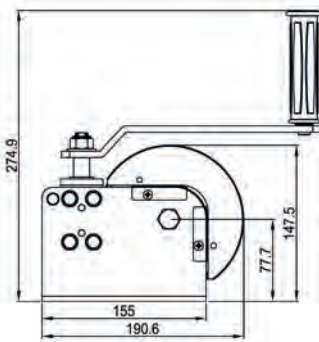
HW-1200



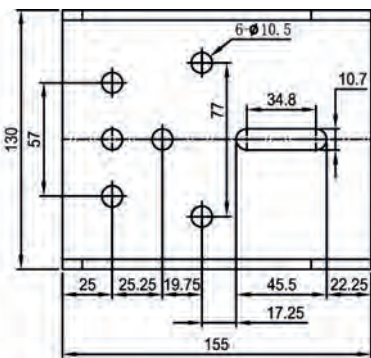
HW-600



HW-2000
(with handle)



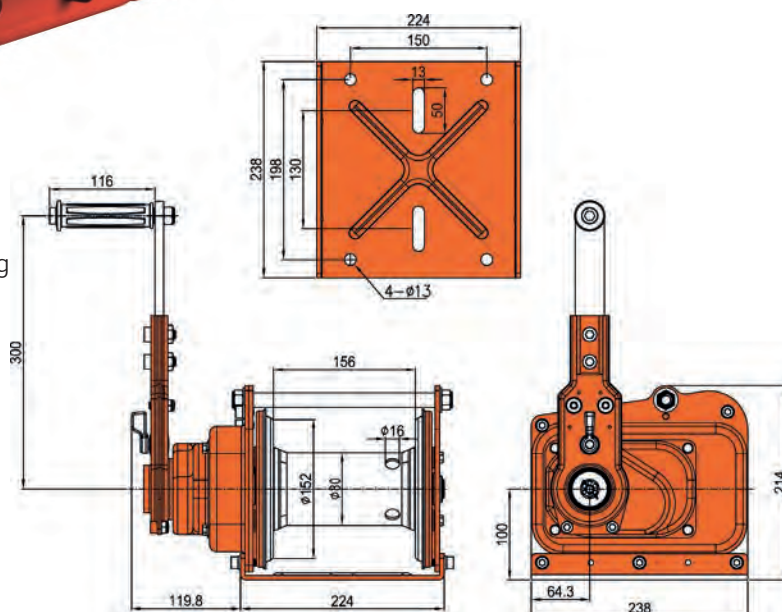
HW-2000
(with loop)



Industrial winch



- 2200lb/1000kg lifting & 4400lb/2000kg pulling capacity
- Ratchet handle permits reciprocating handle movement in both directions for lifting and lowering loads
- Positive load-actuated brake can hold the load in any position
- Gears and brake are fully covered to prevent dust, dirt and rain contamination
- Very low operator effort is required for easy operation
- Ratchet handle accommodates installation in cramped locations such as wall and floor



Product Code	Pulling capacity (lbs/kg)	Lifting capacity (lbs/kg)	Hand force required (kg)	Gear ratio	Hub diameter	Handle length	Unit weight (with handle) (kg)	Cable diameter (mm/inch)	Cable storage cap. (m)
SF-2200	4400/2000	2200/1000	10.0	22.2:1	Ø80	300	17.5	Ø8.0/Ø5/16	45

Wire rope

Product Code	Description	Diameter (mm)	Breaking Load (kg)	Available for
WWR-08-32	32 meters with safety hook	8	4500	SF-2200

Fire hose winder



- Two types available – British type (FH-01) and General type (FH-02)
- Single and double side winding methods for Dutch roll
- Movable main axis design for removing the hose easily
- Patent protected design
- Also available with pull handle and castors

WINCHING

Product Code	Dimensions (mm)			Hose storage capacity (m)	Hand Force Required (kg)		Unit Weight (kg)
	Width	Depth	Height	Max	Min	Max	
FH-01- British Type	572	400	645	21	1	6	12.9
FH-02- General Type	572	400	645	21	1	6	12.2

Beam anchor



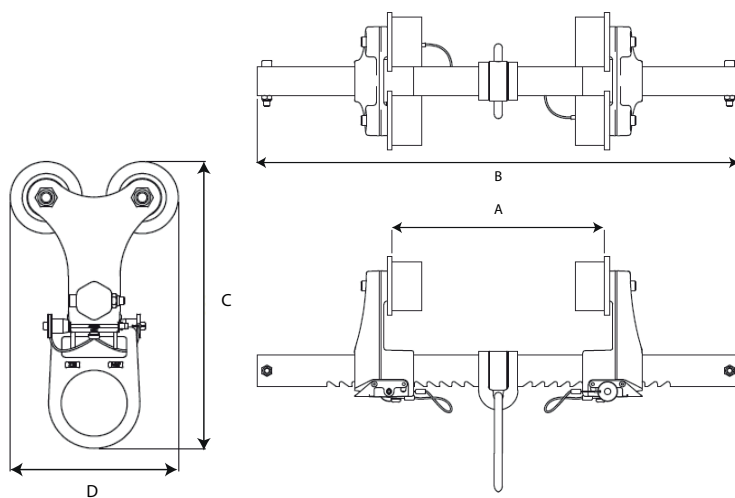
Tiger beam anchors are used as anchorage connectors for personal fall arrest systems. They are designed to be attached to Horizontal I-Beams with an attached personal fall arrest system (full body safety harness, shock absorbing lanyard or fall arrest block). The Tiger single jaw sliding clamp can also be attached to Vertical I-Beams.

Beam Flange Sizes: The Fixed Beam Anchor may only be installed on beams with flanges within the adjustment range of the model.


Capacity: This Fixed Beam Anchor is designed for one person use only, with a combined weight (clothing, tools, etc.) of no more than 310 lbs (140kgs). No more than one personal protective system may be connected to this equipment at one time.

- CE Certified - CE 1019
- Minimum Breaking Strength 22.3kN (5,000lb/2.27tonne)
- Capacity 140kg
- Quick and versatile anchorage point for personal fall protection equipment
- Easy adjustment
- Beam width ranges 2.5" to 24", 6.35cm to 60cm
- Maximum flange thickness 1.5", 3.8cm
- Unit weight from 1.9kg - 3.5kg
- These units meet the requirements of EN 795:2012/B and ANSI/ASSE Z359.1-2007

Rolling type



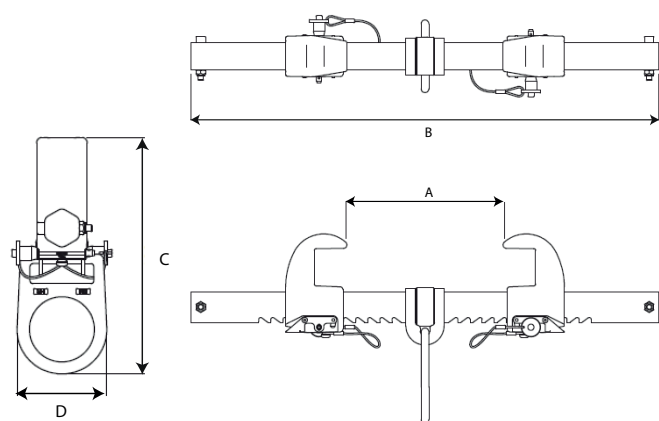
Rolling type two-jaw sliding



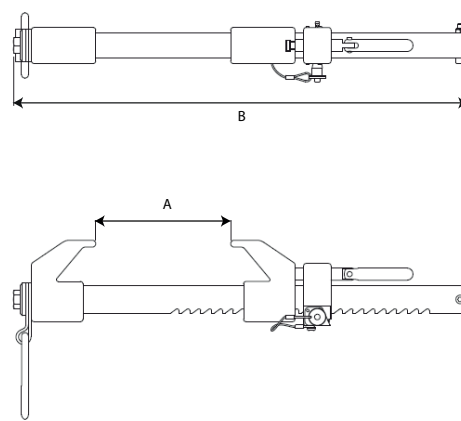
Description	Product Code	A-Beam Flange Size	B (mm)	C (mm)	D (mm)	Net Weight (kg)
Mobile (rolling) Type Two-Jaw Sliding Horizontal Beam Use	TYAA231	2.5" to 12" 6.35cm to 30.0cm	490	239	140	3.00
	TYAA232	2.5" to 18" 6.35cm to 45.0cm	643	239	140	3.28
	TYAA233	2.5" to 24" 6.35cm to 60.0cm	790	239	140	3.56

Maximum flange thickness 1.5", 3.8cm

Fixed type



Fixed type single-jaw sliding



Fixed type two-jaw sliding

Description	Product Code	A-Beam Flange Size	B (mm)	C (mm)	D (mm)	Net Weight (kg)
Fixed Type Single-Jaw Sliding Horizontal & Vertical Beam Use	TYAA141	2.5" to 12" 6.35cm to 30.0cm	531	209	76	2.54
	TYAA142	2.5" to 18" 6.35cm to 45.0cm	684	209	76	2.83
	TYAA143	2.5" to 24" 6.35cm to 60.0cm	781	209	76	3.12
Fixed Type Two-Jaw Sliding Horizontal Beam Use	TYAA211	2.5" to 12" 6.35cm to 30.0cm	490	199	76	1.93
	TYAA212	2.5" to 18" 6.35cm to 45.0cm	643	199	76	2.22
	TYAA213	2.5" to 24" 6.35cm to 60.0cm	790	199	76	2.51

Maximum flange thickness 1.5", 3.8cm

Fall arrest block



Tiger TIB Fall Arrest Retractable Lifelines / Inertia Reels (PPE Category III) are designed to reduce vertical impact force on the body caused by falling from height. They are used to provide semi-permanent fall protection. The lifeline tension allows the user to move freely around the work area. Our units are lightweight, compact and durable and conform to EN 360:2002 and PPE Regulation (EU)2016/425.

- Braking force: less than 6kN
- Operating temperature -30°C to +50°C
- Easy to inspect
- Minimum static strength 15kN
- All fittings meet EN 362:2002
- Top anchor point with built-in swivel - limits lifeline twisting (all wire rope models and webbing models 2m and 3.5m)
- Supplied with screw gate karabiner for fitting to a suitable anchor point
- Top scaffold hook available as an option

Wire type Available with 6m, 10m, 15m, 20m, 30m wire rope lengths.

- Triple pawl brake system with energy dissipating mechanism
- Side cable exit for smooth operation and reduced cable wear
- 150kg capacity for operator and tools
- Lower self-locking snap hook and swivel with built-in impact indicator for connecting directly to the safety harness
- Buffer spring at cable exit protects block and allows for smooth operation
- Fully serviceable by an approved Service Agent/Centre
- High strength ABS (thermoplastic) casing
- Ergonomic carrying handle makes transport, set-up and storage easy and safe
- Side case with metal bush for shaft housing
- 4.8mm galvanised wire rope
- Supplied with pull down cord
- Notified body Apave

Product Code	Length of wire (m)	Net Weight (kg)
TIB-06	6	5.9
TIB-10	10	6.5
TIB-15	15	8.0
TIB-20	20	10.8
TIB-30	30	13.3



Webbing type Available with 2m, 3.5m and 6m webbing lengths

- Ideal for use in areas where a wire rope could damage fragile items in the work area
- 140 kg capacity
- 6m model complete with lower self-locking snap hook and swivel with built-in impact indicator
- 2m and 3.5m models with “rip stitch indicator” and ultra lightweight self-locking hook
- Lightweight aluminium housing for 2m and 3.5m models
- High Strength ABS (thermoplastic) casing for 6m model
- Dyneema webbing
- 3.5m and 6m models supplied with pull down cord

Product Code	Length of webbing (m)	Width of webbing (mm)	Net Weight (kg)
TIB-02-W	2	25	1.15
TIB-035-W	3.5	25	1.6
TIB-06-W	6	20	2.0



Tripod

The Tiger aluminium tripod is lightweight, portable and easy to erect on site. It offers either an anchorage for suspended work or a secure Fall Arrest point. It has adjustable telescopic legs and articulated feet with rubber pads to adjust to the most demanding surfaces and varying ground conditions. There are two anchorage points on the underside of the head for additional primary or secondary systems. The Tiger TTR-240 can be used with the side attachment of a Tiger Recovery Winch and a Tiger Brake Hand Winch (page 54) allowing for safe anchorage while carrying out work tasks and rescue in confined spaces. They are compliant with BS EN 795:2012 type B.

- Box dimensions 1.77 x 0.28 x 0.37m
- Supplied with carry bag

Product Code	Description	Max Rated Load (kg)	Height (m)	Footprint Span (m)	Weight (kg)
TTR-240	Tiger Tripod	150	1.35-2.4	1.14-2.1	20.0
BHW-BR	BHW Winch Bracket				2.0



Recovery block

The Tiger Recovery Winch functions as a standard fall arrest block, but in the event of a fall, the rewind/rescue mechanism can be engaged to raise and/or lower a fallen worker. They can be mounted onto the Tiger Tripod or a davit arm for access and egress from a confined space. They are compliant with BS EN 360:2002, regulating retractable type fall arresters, BS EN 1496:2017 covering rescue lifting devices and PPE regulation (EU) 2016/425.

- Swivel anchor eye on top
- 15m galvanised wire

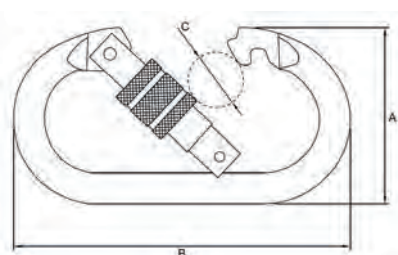
Product Code	Description	Max Rated Load (kg)	Wire Diameter(m)	Length (m)	Weight (kg)
TRE-15	Recovery Block 15m	150	4.8	15	11.8
TRE-BR	Recovery Block Bracket for Tripod				2.0



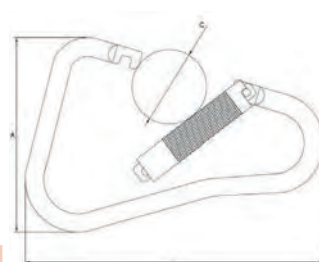
Karabiners and scaffold hooks

- Quick and versatile rigging point for personal fall protection equipment
- High tensile steel
- CE Certified - CE 0321
- These units meet the requirements within EN 362:2004/B
- TS-507 has UIAA certification
- Scaffold hooks are provided with captive pins to prevent rotation during use

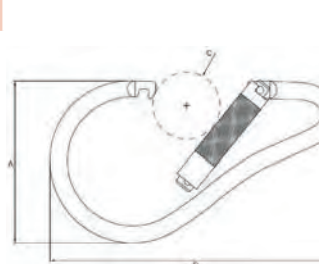
Product Code	Minimum breaking strength	Dimensions (mm)			Box Quantity	Net Weight (g)
		A	B	C		
TS-507	25kN/5620lb	57	109	18	100	165
TS-2151	50kN/11240lb	142	222	56	30	723
TS-2012	35kN/7868lb	132	237	55	30	746



Oval steel karabiner / Screw lock TS-507



Offset Steel "Scaffold" Hook with Captive Pin / Twist Lock TS-2151



Pear Steel "Scaffold" Hook with Captive Pin / Twist Lock TS-2012



Product guidance

The guidance that comes with our products is amongst the best in the industry and covers Safety Information, Product Operation, Inspection and Maintenance, Transport, Storage, Decommissioning and Disposal, Manufacturer Testing and Verification, Product Warranty and Warnings, Technical Data, Exploded Diagrams and an Inspection Log. Relevant chain block and lever hoist manuals also include information on using our products for cross hauling, fleeting and drifting applications.



Quality statement

Tiger Lifting is committed to providing defect free products to its customers on time and within budget and to a standard of service that fully meets our customers' needs.

We operate a Quality Management System that has gained BS EN ISO 9001:2015 certification, including aspects specific to the design, development, manufacture and distribution of material handling equipment and associated products.

We communicate throughout our organisation the importance of meeting customer needs and all relevant statutory and regulatory requirements. We make the resources available to ensure that these needs are met and that all our staff are trained and aware of our philosophy of constant, logical, and sustainable improvement throughout every single aspect of our organisation.

Product support

We hold complete technical files for our products to provide full back-up and reassurance on our products' performance and to ensure that advice for our equipment is readily available. We have a wealth of technical expertise and qualified personnel as well as specialised dealers and distributors to provide competent know-how, service and full product support.

Product documentation

Our products are provided with all relevant documentation, for example an EC Declaration of Conformity confirming the tested status of the product.

We can also supply Type 3.1 Inspection Certificates In Accordance With BS EN 10204:2004 (E) (Material certificates) if required.

Certificates of Origin attested by our Chamber of Commerce can be supplied for export orders, along with other relevant export documentation.

Returns policy

We would like to draw your attention to Tiger Lifting's policy on the returning of goods, either when:

- a. Incorrect goods have been ordered by the distributor or end user.
- b. Goods have been despatched but are later cancelled or unwanted by the distributor or end user.

On either of the above occasions, unless otherwise confirmed in writing to the contrary, we will levy a standard handling charge. This charge covers handling costs as well as QA and inspection of returned goods. The handling charge ranges from 15 % to 25 % of the net value less any carriage charges, depending on the goods and their condition. Items manufactured to customers' special requirements cannot be returned for credit.

Before returning any goods you must contact us for authorisation. The item is your responsibility until it reaches us. Therefore for your own protection we recommend that you send the goods using a delivery service that insures you for the value of the goods. The cost of returning the item to us is your responsibility.

When we receive the goods, we will inspect each item before it is accepted back. Goods that can't be returned to a saleable condition will not be accepted back. The acceptance or not of the goods and the handling charge to be applied will then be communicated back to you.

Copyright

The Tiger logo and brand are registered trademarks and subject to copyright.

We are happy to release the copyright of our images for use on distributors' websites or in their own publications provided that written consent is obtained from Tiger Lifting. Please contact our marketing department for photographs, logos and other marketing information.

Terms and conditions

To view our terms and conditions please visit: www.tigerlifting.com/terms-conditions/

Disclaimer

We believe that the information in this document, including technical information and any advice, is reliable although we give no guarantee as to its accuracy or completeness. The user of our products must determine if the product, either used alone or in conjunction with other products, is suitable for their purpose and assumes all risk and liability in connection with those decisions. You are strongly advised to carry out a risk assessment before selecting Tiger products for any proposed application.

Before using any product we offer, you must read and understand the product user guide for that product. The use of every product we offered is governed by separate and unique instructions and safety warnings. The information provided in this catalogue does not supplement or supersede those warnings. To the extent product information presented in this catalogue is inconsistent with the product information or safety information for a specific product, the information and warnings that accompany the specific product shall govern its use.

Tiger Lifting will not be held liable for any malfunction, lack of performance or accident if the product is being used in conjunction with any unauthorised part or not in accordance with the operating instructions.

We have made every effort to make sure this document is accurate. The information contained in this document does not form part of any contract. Mistakes and errors reserved.

Due to our policy of continual product development, dimensions, weights and specifications may change without prior notice. Please check with your Tiger sales team when ordering.



Tiger HQ Taiwan

6F, No. 118-1
ZhongZheng Road
Shilin Dist.,
Taipei City
11145
Taiwan

Telephone: +886-2-2831 3035
Fax: +886-2-2834 0188
info@tigerlifting.com.tw

Tiger UK and Europe

Coquet Enterprise Park
Amble
Morpeth
Northumberland
NE65 OPE
United Kingdom

Telephone: +44 (0) 1665 605130
Fax: +44 (0) 1665 603185
info@tigerlifting.com

Tiger North America

38381
N.Robert Wilson Road
Gonzales
Louisiana
70737
USA

Telephone: +1 225-647-1312
+1 833-681-3057
Fax: +1 225-647-1322
sales@tigerliftingna.com

Tiger China - Sales office

Telephone: +86 (0) 21 3133 2638
Mobile: +86 138 2377 3024
info@tigerlifting.com.cn

Tiger South East Asia

Telephone: +65 9365 7207
+65 9780 4614
info@tigerlifting.com.sg

